



United Nations
Development Fund for Women
UNIFEM

A User's Guide to Measuring Gender-Sensitive Basic Service Delivery



A USER'S GUIDE TO MEASURING GENDER-SENSITIVE BASIC SERVICE DELIVERY.
Copyright © 2009 by UNDP. All rights reserved. For information regarding
the appropriate use of this document, contact UNDP Oslo Governance Centre.

Cover photos by Adam Rogers/UNCDF except:

3rd line/3rd photo; 4th line/3rd and 5th photo; 5th line/1st and 2nd photo: Shutterstock

3rd line/2nd photo: Ruth Massey/UNDP

4th line/1st photo: Jim Holmes/UNCDF

5th line/4th photo: L. Taylor/UNHCR

Cover and inside design by Agendum See Design

United Nations Development Programme
UNDP Oslo Governance Centre
Borggata 2B
N-0650 Oslo, Norway

www.undp.org/oslocentre
oslo.governance.centre@undp.org

FIRST EDITION
First published March 2009



A User's Guide to Measuring Gender-Sensitive Basic Service Delivery

Authors

Lorraine Corner
Sarah Repucci

Editors

Noha El-Mikawy
Lucie Slengesol Senftova

Table of Contents

List of Boxes V

List of Figures V

List of Tables V

List of Abbreviations VI

Foreword VII

Acknowledgements VIII

Introduction: About This Guide 1

- A. Target audience for this guide 2
- B. How to use this Guide 2

Chapter 1: Basic Questions and Answers on Gender-Sensitive Service Delivery 3

- A. What are 'basic' services? 4
- B. Why are basic services important to women? 5
- C. What is the role and obligation of government in providing basic services? 5
- D. What is the role of governance in the delivery of basic services? 6
 - 1. Role of voice 8
 - 2. Role of accountability 9
- E. Does service delivery need to be gender-sensitive? 10
- F. Why is measurement important? 11
- G. What is the role of data and indicators in the delivery of services? 11

Chapter 2: Voices and Experiences from the Field 15

- A. Voices from the field 16
 - 1. Women benefit less than men from current systems of governance 16
 - 2. Lack of gender indicators and indicators of basic services delivery 16
 - 3. Resistance in the field to efforts to collect gender-sensitive data 16
 - 4. Sensitivity to new gender indicators among supporters of gender equality 17
 - 5. Lack of gender sensitive indicators for governance of services 17
 - 6. The importance of state provision of basic services for women 18
- B. Practice Examples 18
 - 1. Collecting gender-sensitive data in Nepal 18
 - 2. Basic public service delivery in China 18
 - a) Background 20
 - b) The role of economic governance in the provision of basic public services 20
 - c) Education sector 20
 - d) Health sector 20
 - e) How might these changes in economic governance affect women's and men's access to basic services differently? 21
 - f) How gender-sensitive is the data? 21

Chapter 3: Fictional Case Study 23

- Gender indicators in a national office for women 24
 - 1. The office of the Chief, Statistics Section, National Office for Women 24
 - 2. Day two in the office 26
 - 3. Two months later in Anna's home province 26

Chapter 4: Recommendations 29

- A. A checklist to guide selection of gender-sensitive indicators 30
- B. A flow chart to guide selection of indicators for delivery of civil registration services for birth registration 36

Chapter 5: Analysis of Selected Measurement Tools from a Gender-Sensitive Perspective 39

- A. Key questions 40
- B. Gender-related databases and assessments 40
 - 1. Gender indicators 40
 - 2. Service-related indicators 40
 - 3. Uses of gender indicators 40
 - 4. Sources 41
 - 5. Usefulness for measuring basic services delivery 41
- C. Governance-related databases and assessments 41
 - 1. Gender indicators 41
 - 2. Service-related governance indicators 41
 - 3. Uses of governance indicators 41
 - 4. Sources 41
 - 5. Usefulness for measuring gender-sensitivity of basic services delivery 42
- D. Methods and frameworks for generating data and indicators 42
 - 1. Governance tools for accountability 42
 - a) Current applications 42
 - b) Potential for measuring gender-sensitive delivery of basic services 42
 - 2. A multi-dimensional approach to poverty generates new types of service-related indicators 43
 - a) Current status 43
 - b) Potential for measuring gender-sensitive delivery of basic services 43
 - 3. Economic frameworks and tools related to public sector reform 43
 - a) Current status 43
 - b) Uses of data generated by economic frameworks and tools 43
 - c) Potential for measuring gender-sensitive delivery of basic services 44
 - 4. Time use surveys 44
 - a) Methodologies 44
 - b) Current status 45
 - c) Uses of time use data 45
 - d) Potential for measuring gender-sensitive delivery of basic services 45

- 5. Civil society budget analysis and participatory budgeting 45
 - a) Approaches and strategies 46
 - b) Current status 46
 - c) Uses of civil society analysis and participatory budgeting 46
 - d) Potential for measuring gender-sensitive delivery of basic services 46
- 6. Gender-responsive budgeting 46
 - a) Approaches and strategies 46
 - b) Current status 47
 - c) Uses of gender budgeting 47
 - d) Potential for measuring gender-sensitive delivery of basic services 47

Chapter 6: Mapping of Measurement Tools from a Gender-Sensitive Perspective 49

- A. Key to mapping 50
- B. Gender-related datasets and assessments 52
- C. Governance-related datasets and assessments 73
- D. Methods and frameworks for generating data 99

Annex I Lists of tools by Category, Name and Institution 118

Annex II The Universal Declaration of Human Rights 123

List of References 126

List of Boxes

- Box 1** Water and food upheld as basic human rights in South Africa 4
- Box 2** Lack of civil registration or a birth certificate denies children access to education 5
- Box 3** All MDGs depend to some extent on the delivery of basic services 5
- Box 4** Services must be of sufficient quantity and quality 5
- Box 5** Under the Indonesian Constitution, public goods must be under public control 6
- Box 6** Ghana: women lacked opportunity to participate in governance 8
- Box 7** Women participated actively in the Nepal Tenth Plan Process in 2000 8
- Box 8** Philippines budget allocations for gender fall far short of target despite strong policy support 10
- Box 9** Basic services can greatly reduce women's time burden 10
- Box 10** Time spent fetching water and fuel, sub-Saharan Africa, by sex 10
- Box 11** New operating hours increased women's access to health services 11
- Box 12** Accurate problem identification requires process-oriented indicators 11
- Box 13** Some rural schools for girls in Pakistan initially failed because of a lack of accommodation for women teachers 12
- Box 14** Potential indicators for a civil registration service 13
- Box 15** Women's low participation in local level planning is a barrier to their access to services 16
- Box 16** Indicators of processes to increase women's participation are also needed 16
- Box 17** Integrating gender into a citizens' review of basic services encounters resistance 17
- Box 18** Nepal Population and Housing Census 2001 was explicitly gender sensitive 19
- Box 19** Basic public services are defined in terms of four public welfare criteria 18
- Box 20** A new policy focus on equalization of basic public services 20

List of Figures

- Figure 1** Governance framework for service delivery 7
- Figure 2** Role of indicators in the service delivery framework 14
- Figure 3** Under-five mortality rates in urban and rural areas 22
- Figure 4** Maternal mortality rates in urban and rural areas 22
- Figure 5** Use of a flow chart to develop indicators for the delivery of civil registration services for birth registration 37
- Figure 6** Indicator sets by category and topical area 116

List of Tables

- Table 1** Infant mortality rate by sex (per 1000 live births) 21
- Table 2** Sex ratio at birth 21
- Table 3** Mapping of measurement tools from a gender and participative perspective 108
- Table 4** Mapping of measurement tools from the service delivery perspective 114

List of Abbreviations

ADB	Asian Development Bank	ODI	Overseas Development Institute
APRM	African Peer Review Mechanism	OECD	Organization for Economic Co-operation and Development
CEDAW	Convention Against All Forms of Discrimination Against Women	OPHI	Oxford Poverty and Human Development Initiative
CIET	Community Information, Empowerment and Transparency (NGO)	NGO	Non Government Organization
CIRI	Cingranelli-Richards (Human Rights Database)	NSO	National Statistics Office
CPIA	Country Policy and Institutional Assessment (World Bank)	OGC	Oslo Governance Centre
Devinfo	Development Information Database (UN)	PETS	Public Expenditure Tracking Surveys
DFID	Department for International Development	PRSP	Poverty Reduction Strategy Process/Paper
DHS	Demographic and Health Survey	QSDS	Quantitative Service Delivery Surveys
DIAL	Développement Institutions & Analyses de Long Term	SADC	Southern African Development Community
EGI	Electricity Governance Initiative	SNA	System of National Accounts
GDI	Gender Development Index	SPA	Service Provision Assessment (DHS module)
GEI	Gender Equity Index	TUGI	The Urban Governance Initiative
GEM	Gender Empowerment Measure	UGI	Urban Governance Index
GGI	Gender Gap Index	UNDAW	United Nations Division for the Advancement of Women
GSI	Gender Status Index (Africa)	UNDP	United Nations Development Programme
HDI	Human Development Index	UN-ECA	United Nations Economic Commission for Africa
IBP	International Budget Project	UNECE	United Nations Economic Commission for Europe
ICT	Information, Communications, Technology	UN-ECLAC	United Nations Economic Commission for Latin America and the Caribbean
ICVS	International Crime Victims Survey	UN-ESCAP	United Nations Economic and Social Commission for Asia-Pacific
IDASA	Institute for Democracy in South Africa	UN-ESCWA	United Nations Economic and Social Commission for West Asia
IDRC	International Development Research Centre (Canada)	UNICEF	United Nations Children's Programme
IERI	Institute for Economic Research on Innovation	UNIFEM	United Nations Development Fund for Women
ILO	International Labour Organization	UNMISSET	UN Mission for East Timor
IMF	International Monetary Fund	UNODC	United Nations Office on Drugs and Crime
INEGI	Instituto Nacional de Estadística, Geografía e Informática (National Institute of Statistics, Geography and Informatics) Mexico	WGA	World Governance Assessment
IPU	International Parliamentary Union	WGI	World Governance Indicators
IVAWS	International Violence Against Women Survey		
LGB	Local Governance Barometer		
LGPMSP	Local Governance Performance Management System (Philippines)		
LSMS	Living Standards Measurement Survey		
MDGs	Millennium Development Goals		
MSI	Media Sustainability Index		
MICS	Multiple Indicators Cluster Survey		
ODA	Official Development Assistance		

Foreword

It is my pleasure to introduce this *User's Guide to Measuring Gender-Sensitive Basic Service Delivery*. The Guide is produced as part of a UNIFEM, UNDP, and Gender at Work initiative called *Gender and Democratic Governance in Development*, which aims to improve the governance of basic services provision for women.

Gender, governance and basic services are inextricably inter-linked. They are essential for poverty reduction and growth from which all benefit. While gender equality is crucial for the achievement of all of the MDGs, the gender equality goal (MDG 3) has seen the least progress and particularly in the areas of women's economic activity. Similarly, most gaps in progress toward achieving service-related MDGs are gender gaps, where women and girls are missing out on vital services.

It is important to recognize that current governance reforms are often not gender-responsive, but neither are they gender-neutral. This is partly because the governance objectives, systems and services at all levels have been defined, designed and managed by men, who are the principal decision makers. They therefore reflect men's priorities and perspectives. Even where women are targeted, this remains largely within the framework of men's assumptions and perspectives on women's needs and situations.

Furthermore, these interventions are supported by statistics and other sources of information that have not taken explicit account of differences between women/girls and men/boys. Consequently, even when women are able to participate in governance decision making, they (and their male counterparts) are typically constrained by lack of gender-responsive statistics and accurate information on the situation and needs of women, particularly poor and disadvantaged women.

Gender sensitive governance reforms have often tended to promote women's access to public office. While this is an important goal in itself, it is not enough. The Gender and Democratic Governance in Development program therefore seeks to go beyond the numbers and focus on institutional change in the delivery of basic services.

As part of the initiative, the UNDP Oslo Governance Centre (OGC) has produced this *User's Guide to Measuring Gender-Sensitive Basic Service Delivery*. The Guide is a part of OGC's Global Program on Democratic Governance Assessments which advocates for national ownership of governance measurements that are pro poor and gender sensitive. The Guide should be seen as a generic and basic tool to map and analyse governance of basic service delivery through a gendered lens. It includes indicators and measurement tools developed by multilateral and bilateral agencies as well as by national counterparts. The Guide also presents

national examples of newly developed and innovative measurement initiatives in women's access to public services. The Guide aims to help national stakeholders as well as donors and international actors involved in service delivery measurements and programs to improve the measurements of basic services delivery in various areas of governance. The primary focus is on whether the *processes* that define, generate and deliver the services are sensitive to differences in the needs and situations of women and girls compared to men and boys. It focuses on the processes of governance rather than just the *outcomes* of governance because it believes that implementation processes are key to improving the delivery of basic services.

A guide like this can hopefully be a useful and inspirational tool for those involved in policy making at national as well as sub-national levels. But I would also like to emphasize that it is not intended as a blueprint, nor should the information in the Guide be seen as a magic bullet.



Bjørn Førde
Director, UNDP Oslo Governance Centre

The analysis and policy recommendations of this Guide do not necessarily reflect the views of the United Nations Development Program, its Executive Board or its Member States or of the United Nations Development Fund for Women. The Guide is an independent publication commissioned by UNDP and UNIFEM.

Acknowledgements

We want to take the opportunity to thank our partners at UNIFEM, Gender at Work and the country teams from Morocco, Tajikistan and Rwanda for their valuable contributions provided during the Program Conference in New York in December 2008. We also want to acknowledge the financial support from the Government of Norway to the inception phase of the Gender and Democratic Governance Program and extend thanks for making the Guide possible.

This Guide could not have been written without constructive comments and generous cooperation of the following colleagues who participated in informal interviews and in reviewing of the Guide: Najwa Adra (Independent consultant), Regina Birner (International Food Policy Research Institute), Alyson Brody (BRIDGE, University of Sussex), Jozefina Cutura (World Bank), Justina Demetriades (BRIDGE, University of Sussex), Shireen Lateef (Asian Development Bank), Adam Masser (Fordham Law School), Valentine M. Moghadam (Purdue University), Espen Beer Prydz (OECD Development Centre), Kalyani Menon-Sen (Gender Expert), Monica Thornton (Vera Institute of Justice), and Anita Vandenberg (iKNOW Politics). We are also thankful to the OECD Network on Gender Equality for their valuable suggestions.

We would like to extend our thanks to the following UNDP and UNIFEM colleagues, country office and project staff as well as national counterparts for their feedback: Zineb Touimi-Benjelloun (UNIFEM, Morocco), Neus Bernabeu, (UNDP, El Salvador), Marie Laberge (UNDP, Oslo Governance Centre), Joachim Nahem (UNDP, Oslo Governance Centre), Ingvild Oia (UNDP, Oslo Governance Centre), Lazima Onta-Bhatta (UNDP, Nepal), Timothy Scott (UNDP, HQ), Ivonne Urriola (UNDP, El Salvador), and Lee Waldorf (UNIFEM, HQ). It helped us produce as practical and useful a guide for their work as possible.

A special thanks goes to Kelly Corner for her editorial assistance that made the text far more readable and user-friendly and straightened out the author's thinking on the diagrams.



Introduction

Introduction: About This Guide

The delivery of gender-sensitive basic services for women is a prerequisite for development. The current global development objectives, the Millennium Development Goals (MDGs), will not be achieved unless and until women are able to contribute to and benefit from development on equal par with men. This means ensuring that women have access to services that enable them to fully develop and use their capabilities and support the full realization of their human rights.

Three kinds of basic services are essential for women: those conventionally regarded as basic services that support their human rights, such as health and education services; those not conventionally regarded as basic services but that also support women's human rights, such as employment and economic services; and those that are fundamental components of governance itself, such as electoral and related political services¹, civil registration, and legal, justice and police services.

Data and indicators are integrally linked with governance, and an important tool for the development and delivery of effective and efficient services. Sex-disaggregated and gender-sensitive indicators are essential for delivering gender-sensitive services that recognise and address the different roles, needs and situations of women and men. Indicators are also essential for effective monitoring, evaluation and accountability.

A functioning system of governance is equally important for service delivery, and a gender-sensitive system of governance is essential for the delivery of gender-sensitive services. Gender-sensitive governance would ensure that the statistical system provides quality gender-sensitive data and indicators. It would enable women's voices to be heard through the political process and ensure that the political system responds appropriately. It would ensure that the bureaucracy is able and willing to develop gender-sensitive service programmes that are accessible and responsive. Gender-sensitive governance provides the framework within which qualified, gender-sensitive service providers would deliver gender-sensitive basic services.

A. Target audience for this guide

This Users' Guide on Gender-Sensitive Indicators of Basic Service Delivery is intended to contribute to the development and more effective use of gender-sensitive indicators so that services are delivered more efficiently and effectively to women.

The Guide targets a range of potential users. Two key target groups in particular are familiar with the use of statistics and indicators on gender and service delivery. One is UNDP and UNIFEM staff working with national counterparts to use data and indicators to improve the delivery of services, monitor and evaluate impact, and demand accountability from governments and service providers. The other is government departments, donors and international agencies involved in developing, funding and implementing service delivery programmes.

Other important groups that have been generally poorly served in the past are also an important potential audience. These include local governments, which are often most directly involved in the delivery of services; and end-users of the services, particularly women. Both are likely to be less familiar with the use of data and indicators and may need to enhance capacity in this area.

B. How to use this Guide

Chapter 1 is a background section. It answers some basic questions:

1. What are basic services?
2. Why are basic services important, particularly for women?
3. What is the role and obligation of government in providing basic services?
4. What is the role of governance in service delivery?
5. Why does the delivery of services need to be gender-sensitive?
6. Why is measurement important?
7. What is the role of data and indicators in the delivery of services?

It also provides a framework for analysing the role of governance and indicators in the gender-sensitive delivery of basic services.

Chapter 2, *Voices and Experiences from the Field*, presents some experiences of practitioners in the collection and/or use of indicators of basic service delivery and some examples of good practice.

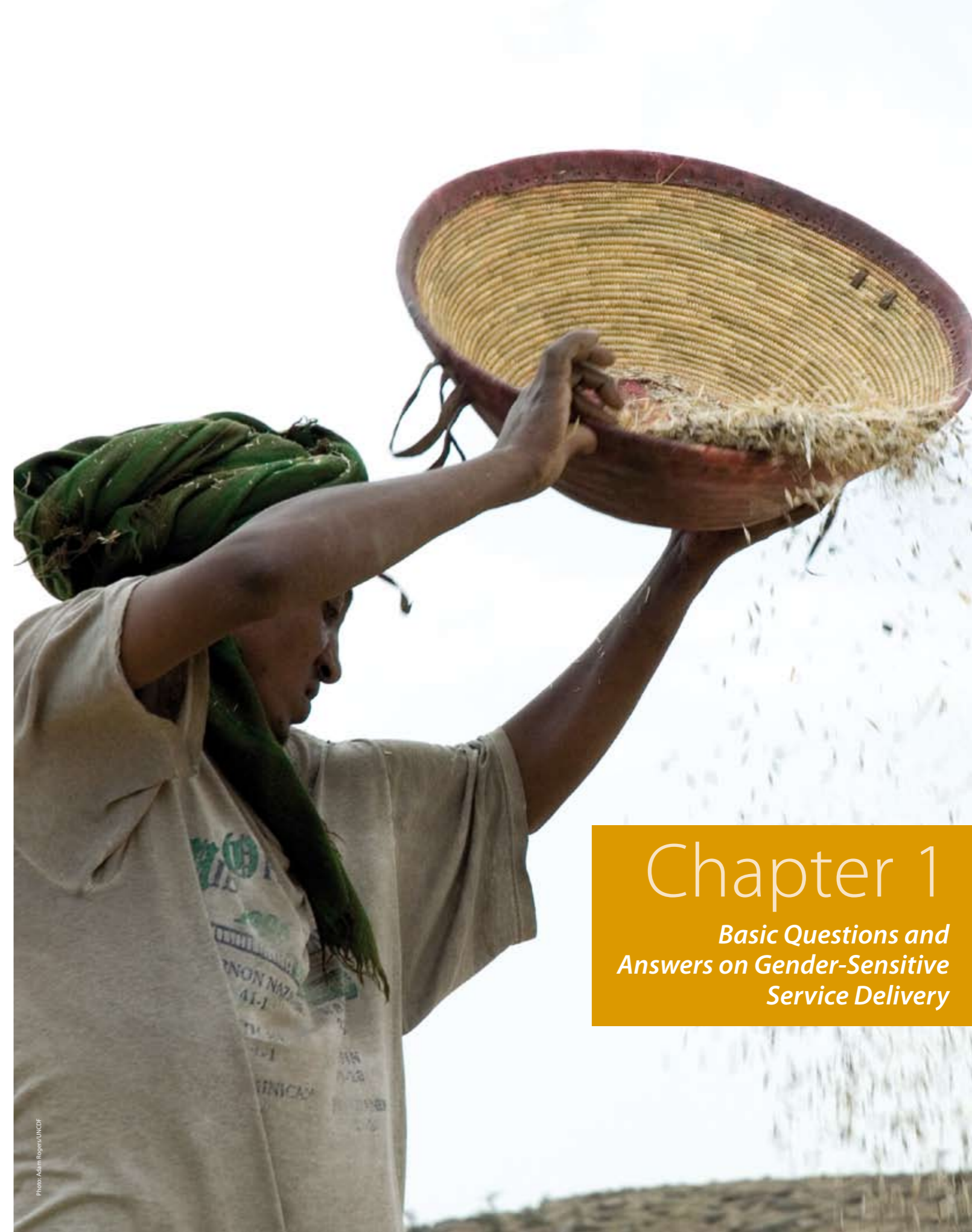
Chapter 3, *A Fictional Case Study*, illustrates some ways in which gender-sensitive indicators can be used to improve the relevance and quality of services to women. It offers perspectives of various actors in different positions administration, from national to local. It also shows how committed individuals can use indicators to challenge and inspire others to change their thinking on gender and the different needs and situations of women and men, girls and boys.

Chapter 4, *Recommendations*, offers suggestions and tools to help users develop appropriate indicators for various contexts.

Chapter 5 and 6 is a mapping and review of existing databases, assessments and indicators. It shows a general lack of indicators that directly measure the delivery of services, particularly to women. Gender-related data, databases and indicators (Section 6.B) only indirectly address the delivery of services. Assessments, data and indicators on governance (Section 6.C) more directly address the outcome of services. However, even governance assessments rarely directly address the delivery of services, particularly to women. A third set of methods and frameworks (Section 6.D) is introduced as a way of addressing these gaps, focusing on processes and at the national or sub-national levels.

Annex II provides a copy of the Universal Declaration of Human Rights for the convenience of users.

¹ Services required for the operation of basic democratic institutions, such as parliaments.



Chapter 1

Basic Questions and Answers on Gender-Sensitive Service Delivery

Basic Questions and Answers on Gender-Sensitive Service Delivery

A. What are 'basic' services?

Agreeing on which services are basic can be contentious, because until recently there has been no widely accepted basis for a definition. While there is general agreement that governments are obligated to provide basic services, there has been much less agreement on what kinds of services are required. Some, such as education and health, are generally included, but others, such as welfare services, are considered 'basic' by some agencies and governments but not by others. For example, the Philippines takes a fairly broad view of basic services, which are defined as those that give everyone the opportunity to lead healthy, fulfilling and productive lives, to earn a decent living, and to learn new skills. By contrast, the World Bank web site suggests that it regards basic services primarily as health, broadly interpreted to include water supply and sanitation, and education. However, social protection services also became a concern for the Bank in the aftermath of the Asian financial crisis. The Asian Development Bank takes a broader approach including as 'basic' those services that facilitate access to information and markets and provide power to households.¹

International human rights law is now increasingly accepted as providing a clearer and more robust basis for defining the range of basic services that citizens have a legal right to expect the state to provide (Box 1).

BOX 1

Water and food upheld as basic human rights in South Africa

A High Court ruling against a prepaid water scheme in South Africa's largest township, Soweto, may set a global precedent for the basic right to water.

Five residents asked the court to order the city to provide at least 50 litres of free water per person per day – double what they currently received but equal to the basic minimum prescribed by the World Health Organisation.

"This is about the fundamental right to have access to sufficient water and the right to human dignity," the Judge said. The South African Bill of Rights in the Constitution states: 'Everyone has the right to have access to sufficient food and water'.

Source: <http://www.irinnews.org/Report.aspx?ReportId=78076>, 22 November 2008

Some of these services are essential elements of governance itself. These include services for the conduct of democratic elections and the operation of democratic institutions, such as parliaments; legal and justice services; police services; and civil registration. The Universal Declaration of Human Rights 1948 established an exhaustive list of human rights (Annex II). Although it is not formally legally binding, many international lawyers believe it has become part of customary international law and 'an obligation for the members of the international community'

to all persons. The Declaration provided the foundation for the International Covenants on Civil and Political Rights, and on Social and Economic Rights, as well as many other legally binding international human rights treaties.

Because governments have acceded to the Declaration and associated instruments, they are obligated to ensure the provision of the services necessary for their citizens to achieve their human rights. Based on this interpretation, justice, legal and police services would be basic services because they are essential to guarantee the *right to life, liberty, and security of person; the equal protection of the law and against any discrimination in violation of this [Universal] Declaration [of Human Rights]; the right to be presumed innocent until proved guilty according to law in a public trial;* and a number of other legal rights and freedoms. Similarly, the electoral and associated political system is a basic service in that it is necessary to support the *right to take part in the government of one's country, directly or through freely chosen representatives, and equal access to public service in one's country.*

Employment and unemployment services, social security and social welfare services are basic services because they are necessary to support the *right to work, to free choice of employment, to just and favourable conditions of work, to protection against unemployment and to equal pay for equal work.*

Basic medical, health and other social services are basic services because they are essential to support the right to a standard of living adequate for the health and well-being of oneself and one's family, including food, clothing, housing and medical care and necessary social services, and the right to security in the event of unemployment, sickness, disability, widowhood, old age or other lack of livelihood in circumstances beyond one's control.²

A human rights approach to defining basic services embraces a range of issues often not considered in the literature on service delivery. A prerequisite for the realization of many human rights is for one's existence to be officially recognised through civil registration procedures, a birth certificate and *the right to a nationality and citizenship.* In many countries, a birth certificate is necessary for access to basic services such as education and health (Box 2).

Because basic services are those that enable citizens to meet their basic needs, they must offer equal access to all social groups, including women. Women's and men's needs and access to basic services are often different. Rights that men take for granted are still denied – in law and/or in practice – to women in many countries, and bar their access to other services. This discrepancy is acknowledged in the Convention on the Elimination of All Forms of Discrimination Against Women (CEDAW) and the Beijing Platform for Action, which recognize employment-related services, credit services and services related to the right to own

property and access to inheritance as necessary to fulfil women's right to *a standard of living adequate for the health and well-being of oneself and one's family, including food, clothing, housing and medical care and necessary social services.*

BOX 2

Lack of civil registration or a birth certificate denies children access to education

Two-thirds of the world's 50 million children who go unregistered at birth each year live in Asia.

Without an official identity they become invisible, and are often denied such basic rights as nationality, health care and education.

They are also especially vulnerable to exploitation, trafficking, child labour, early marriage and forced military recruitment.

Source: UNICEF, PLAN, A Child's First Right. Third Asia Regional Conference on Birth Registration Bangkok, Thailand 6-9 January 2003: foreword.

Gender-based violence has also been found to be a significant barrier to women's and girls' access to many services. Although not covered directly by the Universal Declaration, CEDAW established women's *right to be free of gender-based violence* under General Recommendation 19.² This Recommendation identifies a range of services that states parties are required to provide in order to support women victims, monitor the occurrence of gender-based violence and eliminate it.

B. Why are basic services important to women?

The delivery of services is especially important for women because their primary gender roles as mothers, housekeepers and caregivers are more dependent on basic services such as health care, water supply, sanitation and education for children than are men's roles. Basic governance services such as political and electoral services, justice and police services and civil registration are also strategically important for women in the pursuit of gender equality and the realization of their human rights. The MDG indicators show that governments are currently failing in their obligations to ensure that services are delivered effectively, particularly to women.

The MDGs are not only development objectives. They are also universally accepted human values, as laid out in the Universal Declaration of Human Rights and other human rights covenants, conventions and treaties, including CEDAW.³ However, from a human rights perspective, the MDGs are an incomplete set of development indicators. Although they include indicators for many basic services, they do not cover all of the basic services needed to ensure the full realization of human rights. For example, they do not include indicators of justice or security, which are now recognised as especially important for the realization of women's human rights (Box 3).

² The English language version of the Declaration refers to 'his' family and 'himself', reflecting the prevailing lack of gender awareness at the time of drafting.

BOX 3

All MDGs depend to some extent on the delivery of basic services

Target 3 cannot be achieved without basic education services: *Ensure that, by 2015, children everywhere, boys and girls alike, will be able to complete a full course of primary schooling*

Target 10 addresses access to services: *Halve, by 2015, the proportion of people without sustainable access to safe drinking water and basic sanitation*

Source: <http://www.un.org/millenniumgoals/pdf/The%20Millennium%20Development%20Goals%20Report%202008.pdf>

C. What is the role and obligation of government in providing basic services?

The state is responsible for ensuring the provision of all services adequate in quantity and quality to support the realization of human rights (Box 4). The state is also responsible for providing equal access to services for all citizens, including women, the poor and minorities.

At the lowest levels of development and for specific groups in the population, state provision of basic services is essential for the achievement of the MDGs. It is also essential that governments ensure the provision of basic services in order to fulfil their human rights obligations under the international conventions to which they are signatories, such as the International Covenant on Civil and Political Rights, the International Covenant on Social and Economic Rights, and the Convention on the Elimination of All Forms of Discrimination Against Women. Some of these services must be provided directly by the state because they are essential elements of governance itself.

BOX 4

Services must be of sufficient quantity and quality

The maternal mortality indicator for MDG5 on maternal health indicates that in many countries, the provision of reproductive and maternal health services are not only insufficient in quantity but also inadequate in quality.

For example, the proportion of birth deliveries attended by skilled personnel increased from 27% to 40% in Southern Asia between 1990 and 2006. However, over the same period the maternal mortality rate fell very little – from around 920 to 900 deaths per 100,000 live births.

Source: Millennium Development Goals Report 2008: 25. mdgs.un.org/.../Resources/Static/Products/Progress2008/MDG_Report_2008_En.pdf

In the poorest developing countries, the public provision of basic services is essential. The high costs of investment and low levels of disposable income and effective demand provide few incentives for private sector service delivery. Poverty means that

significant sections of the population are unable to afford to pay for services. Thus without public provision, access to even the most basic services is unlikely for a majority of the population in the poorest countries.

As incomes increase, alternative means of service delivery through the private sector or community groups become more feasible. The role of government then becomes that of regulator, to ensure that providers serve the needs and fulfil the rights of all citizens. However, the government is still responsible under international human rights law for ensuring that the needs of all are met.

Since the early 1990s, privatization of service delivery and user-pays charges have been increasingly imposed – even in low income countries – under pressure from the IMF and World Bank, whose structural adjustment and public sector reform programmes require governments to reduce overall budgets. There is mounting evidence that this policy has had a particularly negative impact on women, especially in poor households that are unable or unwilling to meet the new charges.⁴ The negative impact on women and girls is direct in some cases, as fees and user-charges reduce their access to services such as health and education. In other cases, the negative impact is indirect – an increased workload, diverting time from other activities and reducing access to other services.

In such cases, in order to meet their human rights obligations under international law, governments must either subsidise services for particular groups such as the poor, or continue as the direct service provider for other groups, such as those in isolated areas or in urban slums. Some countries, such as Indonesia, have enshrined in their constitutions the responsibility of the state to provide public goods (Box 5).

BOX 5

Under the Indonesian Constitution, public goods must be under public control

After the Asian financial crisis of 1997, an IMF economic bailout program for Indonesia forced Indonesia to privatise its electricity sector.

However, in December 2004, the Indonesian Constitutional Court overturned Electricity Reform Law 20/2002, ruling that, according to the constitution of Indonesia, public goods including electricity must remain in public control.

Source: Development As Accountability, Accountability Innovators in Action: 28 <http://www.accountability21.net>

D. What is the role of governance in the delivery of basic services?

Governance is vital to the successful development and delivery of all basic services. Governance enables people to express their needs through the political system, and ensures that the system responds appropriately. It provides the framework for the civil service and service providers to develop and provide basic services. It supports the national statistical system, which in most countries is mandated to provide an independent and professional source of data and indicators. Governance also provides the mechanisms that enable citizens to hold governments and the civil service accountable. These include the sex-disaggregated data and gender-sensitive indicators provided by the national statistics office.

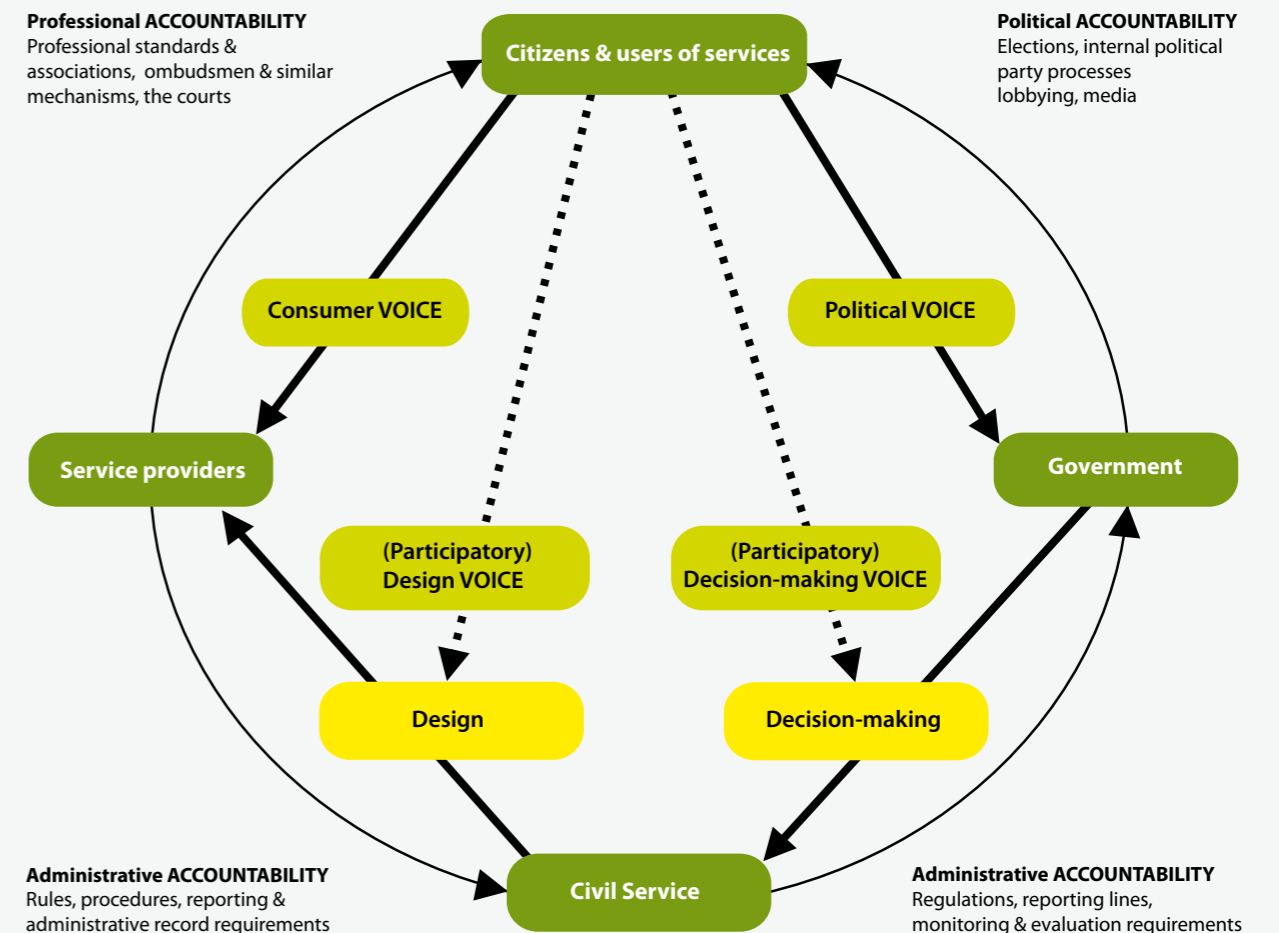
Gender-sensitive governance is an obligation under CEDAW and the Beijing Platform for Action, which a majority of governments have ratified and/or signed. Components of gender-sensitive governance that are required of states parties under CEDAW include promoting women's voices in decision-making through equal participation in politics and the civil service; incorporating the principle of equality of men and women in their legal systems; and establishing tribunals and other public institutions to ensure the effective protection of women against discrimination.⁵ Gender-sensitive governance also requires the collection and use of gender-sensitive data and indicators in monitoring and evaluation.

Gender-sensitive governance is also essential for gender-sensitive delivery of basic services. Without it, decision-making tends to be based on the experiences of men and boys and does not fully take into account the needs of women and girls. As a result, services may be inappropriately designed, fail to address barriers that reduce women's access or lead to unintended adverse consequences for women and girls.

Governance services are particularly important for women because they hold keys to improved access to decision-making, the realization of their human rights and access to other services. The role of the judiciary is critical because, as the final arbiter, it can address complaints against other accountability systems, such as sexual harassment by public officials, or gender-based discrimination in the civil service or in electoral processes.⁶ The police, legal services and the justice system also play a vital role in eliminating gender-based violence against women, which deprives many women of their human rights and constrains access to basic services.

Under democratic systems of governance, the keys to effective and efficient service delivery for women and men are voice and accountability. The delivery of services is the output of a complex framework of relationships and institutions around voice and accountability at various levels and stages (Figure 1).

Figure 1 Governance framework for service delivery



Source: Based on and adapted from World Bank 2003 and UNIFEM 2008

The provision of a service involves a complex framework of events involving four groups.

On the demand side are citizens – women, men and children – who need a service. This need is expressed through political processes to decision makers either directly by citizens or through community organizations, lobby groups, researchers, service providers or the civil service itself.

At the political level Government, usually in consultation with the civil service and other groups, is responsible for

deciding whether the service will be provided, its general nature and the resources to be committed.

Government then directs the civil service to develop and implement programmes to supply the specific service according to the directions provided and with the resources allocated.

The service is ultimately delivered by service providers, such as teachers, health workers, police and judges.

1. Role of voice

A strong women's voice is important in advocating for gender-sensitive basic services. Voice refers to the ability of one's opinions to be heard and taken into account in the processes of governance. Citizens, including women, have a right for their voices to be heard at all stages of the service design and delivery process.

Political voice in democracies is expressed through campaigning and voting in elections at the local, sub-national or national levels, or by standing for election and, if successful, participating directly in decision-making. It can also be expressed through other mechanisms such as community organizations, the media or political parties.

Women lack political voice for a variety of reasons, including lower levels of education, poorer access to information, lack of political experience compared with men, lack of role models, lack of access to moneyed networks to raise funds for political campaigns, and lack of support for their family care responsibilities. Many of these reasons are related to their poorer access to basic services. In most countries, fewer women than men are active in political parties, the media and other political processes. Even at the community level, many women, especially the poor, are not able to attend meetings (Box 6).

BOX 6

Ghana: women lacked opportunity to participate in governance

The Afrobarometer survey in Ghana asked about participation in community meetings and 'getting together with others to raise an issue'. More women than men (43% compared to 30%) responded 'no, but would if had the chance'.

Source: Selormey, Edem, Joseph Asunka and Daniel Armah-Attoh. Summary of results Round 3 Afrobarometer Survey in Ghana, 2005: 16.

Decision-making voice involves public participation in decisions about policy, planning, budgeting and programming. Donors and governments are beginning to realise that the right to take part in the governance of one's country includes the right to participate in such decisions. Because these decisions often require technical knowledge, voice may be expressed indirectly through elected representatives, public hearings by parliamentary committees, women's lobby groups, or specialist NGO or community groups such as gender budgeting NGOs.

Direct public participation through focus groups, rapid rural appraisal techniques and other participatory mechanisms is becoming more common among some donors. The World Bank, for example, includes a requirement for participation in its Poverty Reduction Strategy Process (PRSP) (Box 7). Women's participation in PRSPs has been strong and well organised in some countries.

BOX 7

Women participated actively in the Nepal Tenth Plan Process in 2000

Five public consultations were held, including two exclusively with women's groups.

About 25% of the participants in the three general consultations were women.

"[W]omen participated actively in both mixed and exclusive women's group discussions, with forceful opinions provided on different social and economic issues".

Papers were presented, followed by group discussions and additional feedback provided through a participant questionnaire.

There were 112 participants in the three mixed groups and 94 participants in the women-only groups.

Source: Nepal: Poverty Reduction Strategy Paper, September 2003 IMF Country Report No. 03/305: 6. <http://www.imf.org/external/pubs/ft/scr/2003/cr03305.pdf>.

However, participatory processes sometimes appear to be token gestures that provide little opportunity for the views and priorities of the public to change the major decisions that have already made elsewhere. Some NGOs feel that the PRSP process has been limited and ineffective in putting gender and women's issues onto the main agenda.⁷

Design voice involves public participation in the programme and project design process that follows decision-making. The value of design voice lies in the knowledge and information that communities and potential service users can bring to the table during the design process. However, design is also a technical process that often requires a level of sophistication and skill that the public at large and women in general may not have. Unaccustomed to the methods and formats of programme and project documents, citizens are easily intimidated and find it difficult to provide their knowledge in ways that can be effectively used in the design process. Mediation through NGOs, women's groups, local government representatives or facilitation may be needed to enable community and women's knowledge to feed into programme development and design. The political will and capacity of these groups to actively seek diverse views and inputs are also essential to ensure that services reach and meet the needs of women from all social groups.

Consumer voice involves feedback from the users of basic services to the service providers and is an important part of the design, monitoring and evaluation processes. Consumers may express their feedback and level of satisfaction directly or indirectly, sometimes through their non-use of the service.

Consumer voice may be organised through consumer associations or representation on monitoring and evaluation mechanisms. Some assessment mechanisms such as service delivery surveys, citizen report cards or community score cards (see below) may use exit surveys or sample surveys to measure levels of satisfaction or consumer opinions on the quality of service, although these are usually on an *ad hoc* basis.

Women's voices at all levels tend to be weaker than men's because they lack the time to participate in organised mechanisms and the education, skills, experience and confidence to express their views in public. For example, in many societies, although women may be present in public meetings, their voices are suppressed by gendered norms that prevent them from speaking, being heard, or both.

2. Role of accountability

The counterpart to voice is accountability. Accountability refers to the processes and mechanisms that ensure that decision-makers abide by the rules of governance. Accountability is especially important, because it should enable women to ensure that governments fulfil their commitments on gender equality and the realization of women's rights under international law through their own actions or those of contracted service providers. In terms of the governance framework for service delivery, government, the civil services and service providers are required to report on their actions and should face sanctions if they fail to meet appropriate standards or fulfil their responsibilities.

For accountability to be gender-sensitive, these decision-makers must be accountable equally to women and men for meeting their needs and addressing their concerns. However, accountability is defined by the actions that decision-makers are authorised to take. Public officials cannot be held accountable for gender-sensitive service delivery unless there is a mandate or requirement for the promotion of gender equality and women's rights.

Accountability takes on different forms, mechanisms and parties at various stages of the service delivery process. **Political accountability** takes place through the electoral system and related political processes. Since elections take place infrequently, citizens need alternative mechanisms to hold governments accountable in between elections. Under democratic systems, the executive is accountable to the parliament. In multi-party political systems, the opposition is also an important mechanism for accountability. Local representatives are another mechanism: citizens may take complaints or issues to their local representative, who can access a variety of processes within the parliament or within their party. The media, including talk radio, letters to the editor, petitions, and lobbying are other widely used mechanisms.

Administrative accountability at the decision making level is a relationship between the government and the civil service. The civil service is accountable to the government for implementing its instructions. This takes place publicly through annual reports, published evaluations and scrutiny by parliamentary committee, and confidentially through internal management processes. The accountability of the civil service to citizens in this case tends to be indirect, via the government. Under the Westminster system, a government minister may be required to take responsibility to the point of having to resign if his department makes a serious error. For accountability to be gender-sensitive, promotion of gender equality must be one of the performance indicators against which civil service agencies are assessed.

A similar relationship of **administrative accountability at the service delivery level** exists between the civil service and service providers, who are required to abide by the rules and procedures set down by the civil service. The accountability mechanisms are the reporting requirements and the administrative data that service providers are required to provide to the civil service. Accountability to citizens is, again, indirect at this level. For accountability to be gender-sensitive, promotion of gender equality must be one of the performance indicators against which service delivery is assessed.

However, the **professional accountability of the service providers to service users** is a direct relationship. Users are entitled to expect a certain level and quality of service. If these are not provided, they can seek redress through a number of mechanisms. The civil service may provide specific mechanisms such as ombudsmen or complaint desks and appeal mechanisms. Professional standards and associations may be an alternative mechanism in areas such as medical practice.

Women tend to have less access than men to the mechanisms of accountability, and the political mandate for policies promoting gender equality and women's rights is generally weak. Women have less access to the more powerful accountability mechanisms such as parliamentary committees because there are few women in parliament and even fewer holding influential office. Even where there is a political mandate to promote gender equality and implement gender mainstreaming, the level of political commitment is generally weak. Gender rhetoric is usually not matched by resource allocations (Box 8) so implementation is poor. The lack of sex-disaggregated data and gender-sensitive indicators also makes it difficult to provide concrete evidence of the failure of basic services to reach women or to address their real needs.

BOX 8**Philippines budget allocations for gender fall far short of target despite strong policy support**

The Philippines government has a 5% GAD budget that requires each agency to commit at least 5% of its annual budget to activities in support of the advancement of women.

In 1999, the government introduced a performance based budgeting policy that reduced the budget of agencies not in compliance by a minimum of 5 per cent.

Between 1995 and 1998, the number of reporting agencies rose from 19 to 69 (out of a total of 349) and the allocations to women tripled.

Yet even with this threefold increase, the gender and development budget was still less than 1% - far below the 5% target.

Source: UNIFEM. Frequently Asked Questions about Gender Budgets: Examples Worldwide [http://www.unifem.org/gender_issues/women_poverty_economics/gender_budgets_3.php]

E. Does service delivery need to be gender-sensitive?

Because governments are obligated to provide services equally to all citizens, a gender-sensitive approach to service delivery is essential. Although women and girls have the greatest need for basic services and can benefit greatly from them (Box 9), they also face the greatest obstacles to access. Failure to take these obstacles into account through a gender-sensitive approach to the design and delivery of services inevitably results in women's unequal access to basic services. A variety of practical and cultural obstacles often prevent women and girls from accessing the services they most need.

BOX 9**Basic services can greatly reduce women's time burden**

Easy access to clean water reduces the time taken to fetch water as well as the incidence of illness

Improved sanitation services reduce the time spent caring for the sick

Improved transportation increases access to services

Electrification enables machinery to substitute for hand labour and redistributes the workload over the course of a day, allowing girls to study after they have finished their household chores

Women need basic services such as health, domestic water supply and sanitation and domestic power more than men because of biological differences and traditional gender roles. Women's reproductive capacity and greater vulnerability to diseases such

as malaria and HIV mean a greater need for health services, particularly reproductive health services. Gender norms and stereotypes dictate that women are the main carriers of water and fuel and the primary caregivers for children, the sick and the elderly, as well as being responsible for cooking and housework.

Women and girls also need basic education and health more than men and boys because they currently have poorer education and health outcomes. They also have a greater need for services such as micro credit and micro enterprise to obtain income-earning opportunities in the informal sector, because their lower education and, in many cases, gender-based discrimination often reduce their access to formal sector employment. In many cultures, women also need agricultural extension services because they are the main food producers.

Because of the time-intensity of female gender roles (Box 10), lack of time is often a major obstacle to accessing basic services for women and girls. Other obstacles to women's access to services start in childhood, including socio-cultural norms that value girls less than boys. As a result, families prioritise health and education for boys or reject education for girls as a waste of family resources. Another obstacle is the need for girls to assist their mothers in fetching water and fuel or caring for younger siblings, which prevents them from attending school. Lack of separate toilets (or any toilet facilities) in schools may also be an obstacle to school attendance for girls past the age of puberty. Where schools or other facilities are distant from the household, the fear of gender-based violence may also prevent girls and women from accessing services.

BOX 10**Time spent fetching water and fuel, sub-Saharan Africa, by sex (average hours per year)**

	Fetching water		Collecting firewood	
	Women	Men	Women	Men
Benin	337	97	140	30
Ghana	268	207	225	170
South Africa	49	18	37	18
Madagascar	195	49	49	164

Source: Kes, Aslihan and Hema Swaminathan, Gender and Time Poverty in Sub-Saharan Africa, Levy Institute 2005: 7.

The barriers that prevent women and girls from accessing services do not affect boys or men in the same way and are typically not recognised in the design of programmes or facilities. If gender-sensitive programmes first identified the relevant gender issues and then took steps to address them, many more women and girls and their families would benefit from the delivery of basic services. The gender-sensitive changes might include such simple measures as moving the hours or location of service de-

livery (Box 11), providing more female staff, providing child care facilities for younger siblings at school or at training courses for women, and providing separate toilets at schools.⁸

BOX 11**New operating hours increased women's access to health services**

A rural health clinic manager noticed that the majority of clients were men although the clinic targeted women.

A visitor commented that the opening hours (11:00 to 15:00) were particularly inconvenient for women with children and household responsibilities.

The clinic decided to open at a more convenient time. As a result the number of women

Source: Personal communication, Farsidah Lubis.

In recent years, women's access to services has been significantly reduced by policy changes that favour private provision of basic services or introduce user charges for basic services. Women often have little cash income and little control over how the income of the household is allocated. As a result, the imposition of charges almost invariably reduces the access of women and girls in poor families. This policy shift has been largely a response to pressure imposed on governments from international financial institutions, particularly the World Bank and the International Monetary Fund, to reduce budgetary expenditure – often without prioritising the social impact or the effect on gender equality and human rights. A gender-sensitive approach would first consider whether some services should not be privatised and, where privatization is justified, identify and ameliorate the potentially negative effects on women and girls and other groups such as the poor.

A gender-sensitive approach to the delivery of basic services is needed because currently services often fail to reach women and girls or meet their needs. Service design and delivery mechanisms tend to target households without considering who in the household actually accesses the service. Since those who design services are typically men, their assumptions about users tend to reflect the situation of male users. Although women have different needs and face different constraints, they have little involvement in the processes that determine which services will be provided, to whom, and how. As a result, women and girls often miss out.

F. Why is measurement important?

Measurement is an important tool to improve gender-sensitive delivery of services. Data and indicators help identify problems and needs and set objectives to address specific problems

(Box 12). For example, the increased analysis of sex-disaggregated data and the development of gender indicators have contributed to the identification of gender issues and to the recognition of the specific problems faced by women and girls.

The presentation of data and indicators can provide persuasive support for advocacy. Analysis of data and indicators can help decision-makers develop evidence-based policies, plans and programmes that address real problems and are adapted to the actual situations of the intended beneficiaries.

BOX 12**Accurate problem identification requires process-oriented indicators**

Output indicators on school enrolment, drop-out rates, education completion rates or school absenteeism disaggregated by sex highlight some of the processes involved in achieving 100 percent literacy for the population aged 15-34 years.

The problem (and solution) is different if children enrol in school but then drop out or are frequently absent compared with a situation in which they never enrol.

Source: Personal communication, Farsidah Lubis.

Indicators are also essential for monitoring progress against objectives. Where policies and programmes are not informed by data or monitored against indicators, they often fail to achieve their objectives or to reach the intended beneficiaries. For example, the lack of sex-disaggregated data to monitor the use of micro enterprise services has obscured the fact that, although women are the majority of small entrepreneurs in many countries, it is men who operate the majority of businesses using these services.

The effective use of indicators is integral to good governance mechanisms, including voice and accountability.⁹ Indicators must therefore reflect the views of and be widely accessible to the various sub-groups of citizens, including women, to enable them to voice their perspectives effectively and to hold governments, the civil service and service providers accountable.

G. What is the role of data and indicators in the delivery of services?

Data and indicators play several roles in the delivery of services. Outcome indicators provide evidence of the existence of a problem and the need for a service to address it. For example, data on the low levels of school enrolment of minority children in a number of countries have prompted research that found that minority children are often not registered at birth, lack birth certificates and consequently cannot meet the documentation requirements for school enrolment. This evidence can be used by

advocates through the political process and/or media to lobby for civil registration services.

Similarly, sex-disaggregated gender-sensitive indicators can demonstrate gender inequality and provide evidence for women and gender advocates to use in advocating for services to meet women's specific needs, delivered via gender-sensitive systems.

Data analysis and indicators are essential to developing and designing effective and efficient service delivery systems. Input and process indicators can map out the steps needed to provide a service on the supply side, and to access it on the demand side. For example, on the demand side, a user needs to know that a service is available, whether it meets their need and whether they are eligible to receive it, and where and when the service can be obtained. The user also needs the time and means to access the service, sufficient funds to cover any costs, including transport if needed, and to be able to communicate with the provider in a common language. The service delivery system needs to anticipate each of these requirements from the supply side in order to provide a service that will be genuinely accessible. Providers therefore need indicators on, for example, users' ability to access a service at a particular time, to access transport and cover the estimated costs, ability to pay any other costs, ability to communicate in the language(s) of the service provision.

Gender-sensitive analysis and indicators are particularly important in the design of services for girls and women. They can often identify unexpected blockages on the supply side (Box 13) or unanticipated obstacles on the demand side. Indicators are essential for monitoring and evaluating service delivery. Sex-disaggregated and gender-sensitive indicators reveal whether women and men have equal access to, and benefit equally from, the services.

BOX 13

Some rural schools for girls in Pakistan initially failed because of a lack of accommodation for women teachers

Girls-only schools staffed by women teachers were established in Pakistan to increase girls' enrolment in rural and remote locations. However, some schools remained empty because of a lack of suitable accommodation for women teachers.

Donors such as ADB now routinely provide accommodation for women teachers as a component of girls' school projects in rural areas.

Source: Asian Development Bank (ADB). Nepal Secondary Education Support Project - Loan 1917, 20 Sep 2003. <http://www.adb.org/Gender/loans/nep.asp>

Each group in the governance framework for service delivery needs data and indicators, but their needs are different and the indicators they use may also be different. Citizens, including women, can use indicators to advocate for needs to be addressed

and resources allocated. These are usually outcome indicators and should be easy to understand and to present. Once the service is being supplied, citizens need output and outcome indicators that measure progress and the extent to which needs are being met so that they can hold politicians, the bureaucracy and service providers accountable.

Outcome or output indicators confirm the validity of citizens' demands to government. To help prioritise competing demands for limited resources, governments may use input measures of the financial, human and infrastructure resources needed to provide the service together with indicators of the extent and importance of the demand. Finally, output and outcome indicators should be used to confirm that the resources are having the desired impact and to demonstrate that policy makers and the civil service have fulfilled their promises or obligations.

To design and implement programmes that are both appropriate and accessible, the civil service needs more detailed indicators. On the demand side, indicators of location, general demographic and socio-economic characteristics, and any specific obstacles to service access are needed. On the supply side, data on costs, staffing and other technical or administrative requirements for the service are needed. For gender-sensitive service delivery, sex-disaggregated and gender-sensitive data on the needs and access conditions of women and girls are needed. Output and outcome or performance indicators are necessary to monitor impact, report to government and demonstrate that the civil service has fulfilled its obligations.

Service providers need similar demand-side indicators to those used by the civil service but may need additional indicators specific to the service and location (Box 14). Service providers are usually the primary collectors of administrative data on service delivery because they are required to maintain administrative records, including data, as part of the process of accountability.

Data collection always involves costs in terms of both resources and time. The burden of data collection on service providers should be kept to a minimum by focusing only on data that has a specific purpose and maximizing the use of existing data and indicators. The quality of data can be significantly improved if providers recognize its value in improving service quality.

Some service data collection may be time-bound. For example, a service may initially collect data on the time of attendance for each client (disaggregated by sex and other relevant socio-economic variables) in order to establish the hours of operation most convenient for different user groups. Once operating times are fixed, this data may no longer be needed and collection could cease.

BOX 14

Potential indicators for a civil registration service

Outcome indicator:

- Number of applicants registered
- Proportion of target group registered
- Access indicators:
 - % of target group that is literate by sex
 - % of target group that can speak the national language by sex
- Number of registration service officers able to speak target group's language by sex

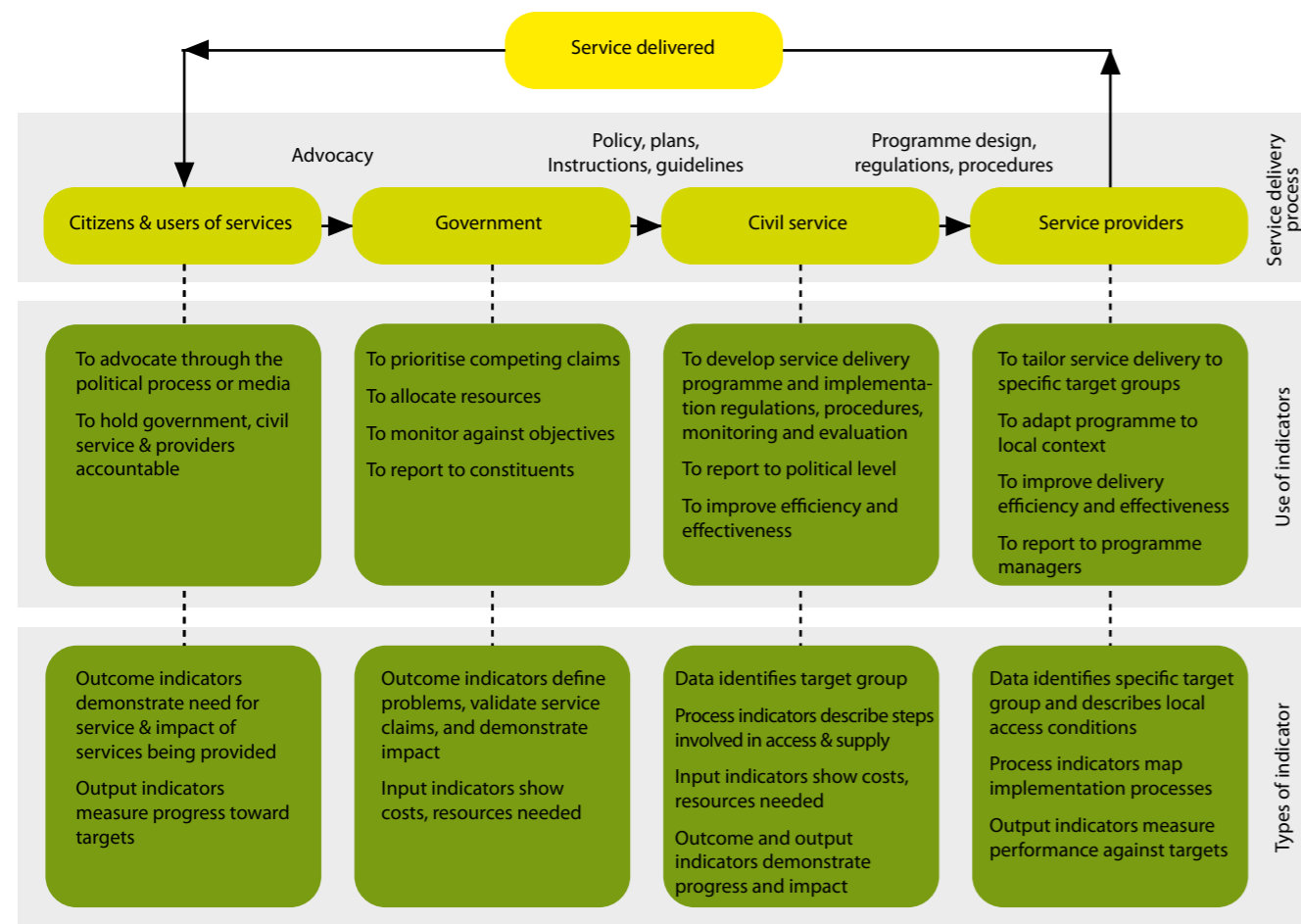
Process Indicators:

- Number of applicants seeking information by sex
- % of applicants returning to submit form by sex
- Number of days from submission to determination
- % of applicants granted registration by sex

Output indicators:

- Public awareness campaign conducted;
- Officials responsible for registering applicants designated;
- Officials trained (by sex)
- Registration process designed and documented.

Figure 2 Role of indicators in the service delivery framework



NOTES

1 Panggabean, Adrian T. P. 2006. "Expanding Access to Basic Services in Asia and the Pacific Region: Public-Private Partnerships for Poverty Reduction." ERD Working Paper No. 87. ADB Expanding Access to Basic Services in Asia and the Pacific Region: Public-Private Partnerships for Poverty Reduction. Asian Development Bank, Manila.

2 [<http://www.un.org/womenwatch/daw/cedaw/recommendations/recomm.htm>].

3 UN. 2008. Millennium Development Goals Report 2008. UN, New York: 3.

4 Grossman, Anna, Nadia Johnson and Gretchen Sithu (eds). 2003. *Diverting the Flow: A Resource Guide to Gender, Rights and Water Privatization*. WEDO (Women's Environment and Development Organization, New York. [<http://www.cepis.ops-oms.org/bvsacd/milenio/medambwedo.pdf>]

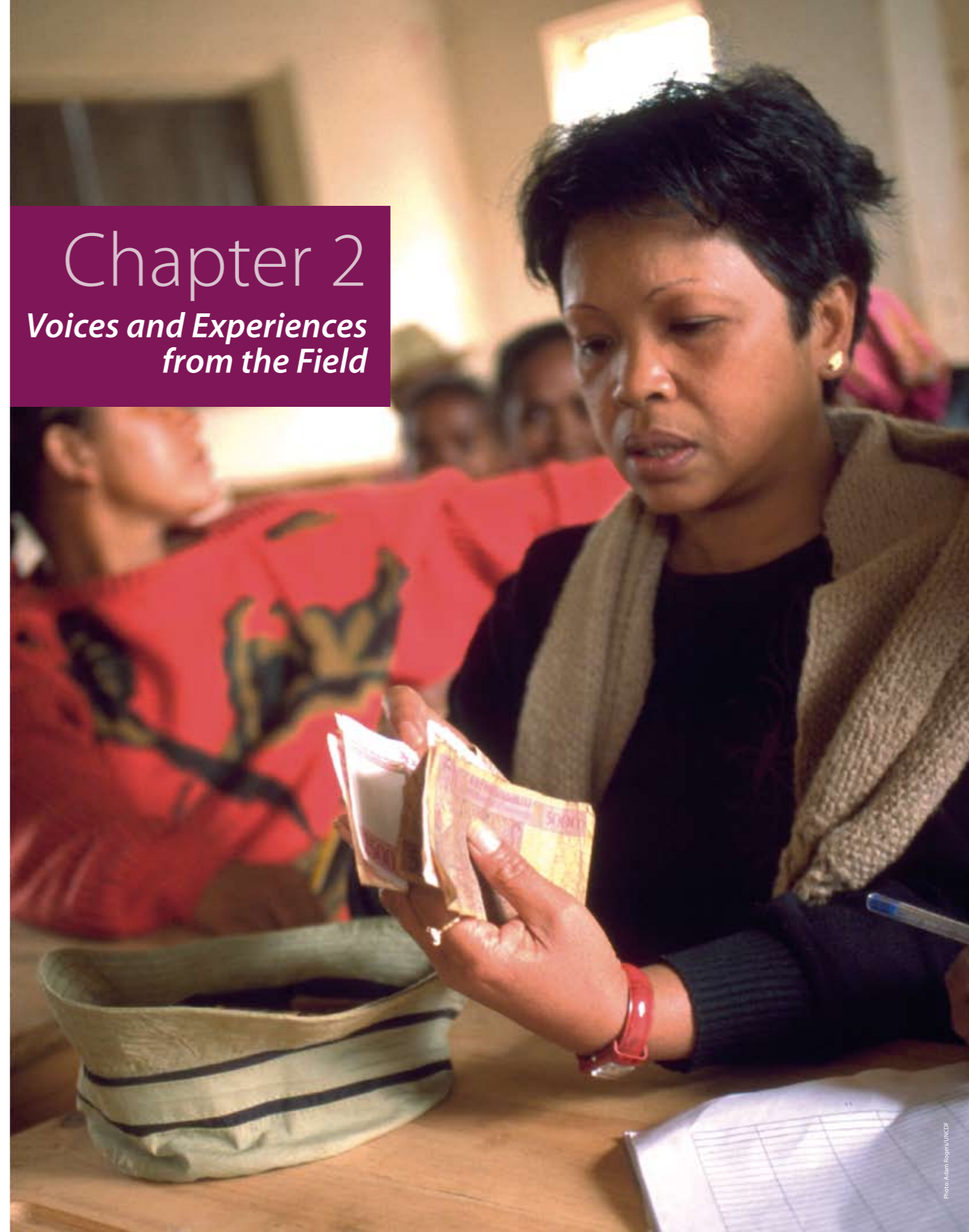
5 [<http://www.un.org/womenwatch/daw/cedaw/index.html>].

6 UNIFEM. 2008. "Who Answers to Women? Gender & Accountability." *Progress of the World's Women 2008/2009*. New York: 71-72.

7 See *Why Gender Action No Longer Engages in PRSPs*. [<http://www.genderaction.org/engendering.html>].

8 See "A Meal and a Chance to Learn." *The Washington Post*, 27 April 2005. [<http://www.washingtonpost.com/wp-dyn/content/article/2005/04/27/AR2005042701927.html>]

9 UNDP (United Nations Development Program). 2006. *Measuring Democratic Governance: A Framework for Selecting Pro-poor and Gender Sensitive Indicators*. Oslo Governance Centre, Oslo: 10.



Chapter 2

Voices and Experiences from the Field

Voices and Experiences from the Field

A. Voices from the field

This Guide and the mapping were informed by inputs from practitioners in the field who are involved in the collection, presentation or use of indicators of basic services from a gender perspective. A number of themes emerged from informal interviews and written inputs provided by these researchers and field workers, staff from donors and UN agencies and government officials.

1. Women benefit less than men from current systems of governance

Women face many more obstacles than men in accessing current systems of governance. These include women's lower levels of literacy, lack of exposure to politics and policy issues, lack of participation in decision-making and local government planning processes and low levels of representation in organizations and institutions. Behind these obstacles lie more entrenched barriers, particularly the impact of very patriarchal societies and traditional beliefs about masculinity and femininity that bar women from participation in decision-making at every level, and women's lack of access to and control over resources.

To overcome these obstacles, meaningful and active participation by women requires a 33% quota for women in local government planning and other decision-making processes (Box 15).

BOX 15

Women's low participation in local level planning is a barrier to their access to services

Local governments of Nepal are required to prepare annual plans through bottom-up participatory planning process.

Women and men are encouraged to participate to identify and prioritize their needs. However, women's participation is usually less than 20%.

Because of this their voices are not heard properly or taken seriously. Projects identified by women are given low priority.

Source: Lazima Onta-Bhatta, Gender and Social Inclusion Specialist & Team Leader, Pro-Poor Policy and Sustainable Livelihood Unit, UNDP Nepal

2. Lack of gender indicators and indicators of basic services delivery

There is an overall lack of gender indicators and indicators of services delivery in both gender and governance databases and assessments. In Nepal, for instance, attendance records are maintained for the annual planning exercise and are used to assess the proportion of women participating in plan formulation. Other indicators include:

- Number of members in community organisation by sex and ethnicity
- Leadership position in community organisation by sex

- Number of beneficiaries from community infrastructure projects by sex
- Proportion of loan borrowers by sex
- Proportion of girls to boys enrolled in school
- Number of staff in local development fund by sex and ethnicity
- Number of community members trained as village specialist by sex
- Income-generating activities implemented by community members by sex
- Number of participants in exposure visit by sex

However, more gender-sensitive indicators may be required to better capture the elements needed to create an enabling environment for women to meaningfully participate, and to enable projects and women's organisations to improve and monitor women's access to services (Box 16).

BOX 16

Indicators of processes to increase women's participation are also needed

Indicators that address the practical barriers faced by women and the measures taken to overcome these would facilitate monitoring and evaluation, revealing that:

- Meeting times or venues may be inconvenient for women
- Women may be more inclined to speak out and share their concerns in women-only groups
- Women facilitators may be needed to enable women to freely voice their opinions

Source: Lazima Onta-Bhatta, Gender and Social Inclusion Specialist & Team Leader, Pro-Poor Policy and Sustainable Livelihood Unit, UNDP Nepal

The lack of gender indicators has been a major challenge for those involved in compiling and managing international gender databases. Most international gender databases contain similar indicators, because they all draw on the same limited internationally-comparable data available from national statistics systems.

A statistician involved with one such database related the difficulties his institution had experienced when it tried to include selected social and institutional indicators that might better capture differences in women's status and rights. The indicators selected were not available for most of the countries covered. The institution planned to expand its time-series data, but recognised that this would be very difficult for these indicators because few countries currently collected them and even fewer had time-series data.

3. Resistance in the field to efforts to collect gender-sensitive data

K described the resistance she experienced when trying to integrate a gender perspective into data collection for a beneficiary

assessment of basic services in urban areas (Box 17). The network was comprised of experienced activists and a core of feminist women who had been campaigning on urban planning and urban development issues for years. Feminists made up around 25% of the individual members, but few of the organisations involved were women's groups and those that were did not have a strong gender perspective. Although historically women have "really been the cannon fodder for the great urban movements like the anti-eviction struggles" both in Nepal and globally, most of the representatives of organisations in the network were men.

BOX 17

Integrating gender into a citizens' review of basic services encounters resistance

A simple questionnaire was developed and shared with a loose network of around 50 organisations and individuals that would implement it in a number of cities across the country.

The questionnaire was designed to capture costs of basic services not only in terms of money, but also in terms of time required to access them. Indicators used for quality benchmarking addressed some specific concerns of women (e.g., privacy and freedom from harassment in the case of public toilets, privacy and safety for housing).

To ensure women's equal participation and voice, it was suggested that 25% of informants in each social category be women who were primary earners and/or independent heads of households. In addition, certain segments of the questionnaire (such as the sections on water and sanitation) were to be canvassed exclusively with women and girls. Focus group discussions were to be separately organised with women domestic workers, home-based workers, petty shopkeepers and traders, waste recyclers and street vendors (all occupations where women represent a significant proportion of the population).

"Members of the network have shown reluctance, if not outright resistance, to these ideas: "Your questionnaire is too complicated for an ordinary activist." "Our activists are gender-sensitive and will have this perspective without any special questions." "Do you mean men can't answer questions about what happens in the household?"

"The final consolidated questionnaire includes many of the 'gender questions' but does not reflect any recognition of the possibility that women might answer differently from men."

"But there are men who are celebrated for being pro-feminist (which they are I guess, in some ways)... Gender training, you say? There a lot of guys in this gang who are gender trainers themselves!"

K offered some theories for the strong resistance to the integration of gender into the beneficiary assessment from "pro-feminist" men.

"[The resistance] is ironic for more reasons than one. The most important being, these are people on the same side of every possible political fence as you and me. It is not ignorance of the gender dimensions that makes men in the urban movement act this way. I think it is because representation and leadership on these issues has been completely male – uncontested by women until recently. Women are there in huge numbers, of course. I think the realisation that the kind of issues being raised are likely to change the nature and terms of debate on urban planning is making the leadership dig in their heels and hang on to the tested and familiar terrain of male expertise."

"So it's all about politics – different levels, the same dynamics and power games in various movements. I guess if there had been a better mobilisation around these issues within the women's movement, leading in turn to more women's groups becoming active members, the chances of such networks and movements becoming more gendered would be increased. I'm still in there fighting, though."

4. Sensitivity to new gender indicators among supporters of gender equality

K's experience at the field level revealed the degree of sensitivity, even among professed supporters of gender equality, around the concept of gender and the idea that women may have different interests, needs and views from men. The statistician involved in the development of the international gender database found that, while the standard input/output and outcome indicators found in most international gender databases were now well accepted, efforts to develop new indicators could be more controversial. His institution was very sensitive to the need to introduce the more innovative indicators on women's rights slowly and carefully, recognising that the indicators could be seen to represent a particular cultural perspective rather than an objective assessment of women's status.

5. Lack of gender sensitive indicators for governance of services

The specific need for gender-sensitive indicators of governance services is also a recurring theme. A staff member of an international human rights organisation complained of the lack of gender-sensitive indicators on security and justice services:

"Security/justice are frequently left out and only recently have we seen any movement to change this. It's essential that security/justice be seen as important as health, water, etc. [W]e are constantly struggling to include gender-specific and gender-sensitive measurement whenever possible."

A staff member from an international agency from Latin America described how women's groups there had recognized the need for indicators on police services for women. The Central Regional Coordinating Council for Gender of the Central American Police, created in 1998, brings together police gender units from each country every two years to develop strategies for gender mainstreaming in police institutions and for dealing with gender violence.

"It has become clear that there is a need to establish such mechanisms to ensure compliance with the agreements and measure the actual progress of gender mainstreaming in the Central American Police."

A project is now establishing mechanisms for monitoring and evaluating the institutional commitments made at these meetings.

The staff member also identified a need for indicators on some of the obstacles to women's political participation, citing the political violence that women suffer when they occupy public space, inequalities in the use of time between men and women, and inadequate financing for women's political campaigns.

6. The importance of state provision of basic services for women

Several practitioners emphasised the importance of governance services, as well as of state provision of basic services, for women and gender equality. One noted with concern that the emphasis on service privatisation was 'writing out' the role and responsibilities of governments for ensuring the fulfilment of human rights, particularly for women who are more dependent on basic services and have less means to pay for privatised services.

B. Practice Examples

1. Collecting gender-sensitive data in Nepal

The 2001 round of the Population and Housing Census in Nepal is an important model for compiling gender-sensitive statistics.

A comprehensive programme was put in place over almost two years to review the entire data collection, analysis and dissemination process from a gender perspective.

The Nepal Census 2001 is one of the few databases that could be described as explicitly gender-sensitive. It involved a very deliberate and comprehensive process of close collaboration between women's groups, gender experts and the national statistics office to integrate a gender perspective throughout the census process.

While it did not achieve all of its objectives (it proved impossible to recruit women to fill half of the interviewer and half of the supervisor positions), efforts were made to incorporate women's

interests and concerns and a gender perspective at every stage of the data collection and dissemination processes (Box 18 →).

2. Basic public service delivery in China³

This review of selected sections of a recently released human development report that examines basic service delivery focuses on economic governance and the potentially differential impact of the major changes in economic governance of service provision in China between 1978 and 2008 on women and men. It shows that data such as funding sources for services that cannot be disaggregated by sex can still have different implications for women/girls from men/boys. Readers are encouraged to also consult the original report, which is available on the internet.¹⁰

The China Human Development Report 2007/08 entitled *Access for all: Basic public services for 1.3 billion people* provides a comprehensive analysis of basic service delivery that demonstrates the value of data and indicators for policy development. It also shows the impact of economic governance on the capacity of government to implement policy. This valuable addition to the series of national human development reports examines the various inputs in providing basic public services and recommends ways to improve delivery and increase access to basic public services in China.

Although the report does not explicitly include governance services in the concept of basic public services, much of it centres on the role of economic governance. Governance services appear to meet the four public welfare criteria used to define basic public services (Box 19). The impact of some governance services such as civil registration (the *hukou*, or household registration) on access to services is recognised and integrated into sections of the report, particularly in relation to migrant rural workers in cities.

The report identifies a number of gaps in service provision in China, including a gender gap, and provides an extensive array of indicators disaggregated by sex.

BOX 19

Basic public services are defined in terms of four public welfare criteria

Fundamentality: central to the formation of capabilities, as well as human dignity and self worth

Extensiveness: relevant to every family and every member of society

Urgency: the services most demanded and expected from government

Feasibility: affordable and within current economic and administrative capacity of the government

Source: China Human Development Report 2007/08: 29.

³ Based on UNDP China. 2008. Human Development Report China 2007/08, Access for all: Basic public services for 1.3 billion people. Beijing.

BOX 18

Nepal Population and Housing Census 2001 was explicitly gender sensitive

Gender orientation workshops

- For senior NSO management to provide exposure to gender concepts and gain management support
- For mid-level management to develop consensus and a process to make the census fully gender sensitive
- For NSO staff, media, government and UN agencies to develop a media campaign

Gender-oriented technical committees

- Questionnaire and Manual Preparation Committee
- Media Core Group
- Project Management Committee
- Occupation and Industry Classification Committee

Changes made

- New question on ownership of housing, land and livestock disaggregated by sex of owner
- Incorporation of gender dimension into training manuals
- Standard four-digit classification developed for all industries and occupations

Training of census personnel

- Gender experts trained in census methods to strengthen gender perspective
- References to males and females reversed to challenge gender stereotypes
- Reference to names in examples – men's names changed to women's names
- Illustrations modified to show women as interviewers and respondents
- Specific gender training modules and materials developed

Enumeration

- Women were 21% of enumerators
- Women were 10% of supervisors

Post enumeration

- All relevant tabulations disaggregated by sex, supplemented by additional tables
- 1993 SNA and ILO standard of economic activity of women and men better reflected
- New four-digit classification provided detailed breakdowns of women and men in all occupations and industries

Gender-Specific Census results

- 84% of female household heads (11% male) were widowed, divorced or living separately from migrant spouses
- Female household heads had higher labour force participation rates than other women (70% compared with 49%), although lower than the average male rate of 91%
- 1993 SNA production boundary increased female labour force participation from 40 to 49% (63 to 68% for males)
- 7% of usually economically-active females spent most time in household activities (less than 0.5% for males)
- Public information campaign on women's economic activity had little impact on reported participation rates; the major change arose from the 1993 definition of economic activity
- 44% of divorced/separated women had no children; the ratio of divorced/separated women with only daughters to that with only sons was greater than one, suggesting that childlessness and son preference were causes of divorce or separation
- New questions on women's property rights revealed that women had property rights to a house in only 5.5% of households; to land in only 11%; and to livestock in only 7%
- Women had more property rights in female-headed households: the proportion of female-headed households with female ownership of house, land or livestock was 13, 20 and 9% respectively, compared with 1, 9 and 7% respectively in male-headed households

Source: UNIFEM (United Nations Development Fund for Women). (Unpublished). Engendering the Nepal National Population and Housing Census 2001. Asia-Pacific Regional Programme on Engendering Economic Governance. Prepared from materials provided by Ms. Shavitri Singh. Revised April 2004.

a) Background

The Chinese government defines basic public services as basic health care, compulsory education, and basic social security and employment services. The Constitution provides for access to an adequate quantity and quality of these services for all women and men in China. Equitable provision of basic public services is also regarded as an important means of equalizing opportunity for all citizens and ensuring a stable and harmonious society.

The government has adopted a new approach to development that emphasises the importance of basic public services (Box 20). Growth needs to be complemented by the equitable provision of certain basic public services in order to achieve sustainable improvements in human development and facilitate further economic development.

BOX 20**A new policy focus on equalization of basic public services**

'An important objective of China's human development in its new stage is equitable development. Equalization of basic public services is a significant government policy decision to maintain social equity and justice, and to build a harmonious society.'

Gao Shangquan, Chairman, Chinese Research Society for Economic System Reform

Source: Human Development Report China 2007/08: i (Preface).

The provision of these services is seen as a major strategy for enhancing social equity and justice.

The report argues that improved access to basic public services is necessary for a more equitable distribution of income and narrower human development gaps. It focuses particularly on the urban-rural gap, which is partially due to differences in access to basic public services. Services are currently more accessible and of better quality for the permanent urban population, particularly those in formal sector employment. Estimates suggest that as much as 40% of the current income gap is due to the unequal distribution of public service expenditure.¹¹

b) The role of economic governance in the provision of basic public services

The report analyses the role of economic governance and the national financial system in the present unequal distribution of basic public services.

A major problem has been the devolution of the responsibility for providing basic public services from higher to lower levels of government, without assessing the capacity of lower levels to adequately finance the services. Financial resources tend to be concentrated at the provincial and prefecture level of government, but counties and townships are now responsible for providing

the bulk of rural public services. This has led to severe shortages and the widespread imposition of user charges by schools and clinics forced to finance their activities through fees.¹²

The situation has been exacerbated by the impact of enterprise restructuring and the dismantling or privatization of many state-owned enterprises that previously were responsible for funding basic public services for their employees. As a result, communities have become increasingly responsible for pensions, basic public health and medical care formerly funded by enterprises, with a consequent decline in the quality of services. By the end of 2006, more than 95% of prefecture cities, 88% of municipal districts and more than 50% of county cities were providing community health services. This increased responsibility has not been matched by an increase in resources or administrative capacity, further contributing to the imposition of fees and charges.

By 2001, the need to reform public service delivery to redress growing social imbalances had been recognised. The 2003 SARS crisis revealed structural weaknesses in the governance of public services. In response, the government has increased its financial allocation to basic public services, prioritised rural areas, underdeveloped regions and underprivileged groups, and moved to reduce the disparity between fiscal capacity and administrative responsibility for service provision.

c) Education sector

Reform moved responsibility for compulsory education from townships to counties, which had more financial resources but still not enough to finance their new responsibilities. In 2007, the central government decided to waive all fees for rural compulsory education throughout the country and provide free textbooks and boarding expenses for students from poor rural families. In 2008, the waiver on fees for compulsory education was extended to urban areas.¹³

Financial resources remain inadequate and aggregate government spending on compulsory education remains low by international standards. Unauthorised charging of fees is widespread. Financial resources are still unequally distributed across schools. Some groups, particularly the children of migrant workers living in cities, continue to be denied access to 'key' schools unless their parents pay additional fees.

d) Health sector

Total health expenditure increased steadily between 1980 and 2006. The share of government expenditure declined from 36% in 1980 to 15.5% in 2000, recovering marginally to 18% in 2006. Social spending by employers and organizations similarly declined from 43% and then recovered somewhat to 33% over the same period. Private spending by households increased dramatically from 21% in 1980 to a high of 59% in 2000, falling to 49% in 2006.

Although total expenditure increased, changes in the source of expenditure affected the kinds of services provided. The number of child care and township and village health clinics declined steadily until 2005: in 1978, almost 98% of villages had health clinics compared with only 78% in 2003. By 2008, almost 93% of the rural population had access to safe drinking water and 57% of all lavatories in rural areas were sanitary.¹⁴

- A normal sex ratio at birth is around 106 to 107 males per 100 females
- Male infant mortality is normally higher than female infant mortality

e) How might these changes in economic governance affect women's and men's access to basic services differently?*Education sector*

The imposition of user charges and fees tends to disadvantage women and girls, because they have lower earnings and less control over how household income is spent than men.

For the same reasons, girls are likely to be major beneficiaries of the fee waivers introduced by the central government for rural areas in 2007 and extended to urban areas in 2008. However, because the waivers cover only compulsory education, they are unlikely to reduce the gender gap at higher levels of education.

In China in particular, the very strong son preference (Table 1 and Table 2) is likely to result in reluctance among households to pay user charges for girls' education, particularly poor households and in rural areas. This may result in some girls not receiving education, but is more likely in the Chinese context to result in girls receiving a poorer-quality education. Girls in migrant worker households are likely to be among those most affected, since migrant workers' children are often denied access to locally funded schools because they lack the required household registration papers.

Health sector

The reduced access to health care for rural residents is likely to particularly affect women. They have a greater need for health services because of their reproductive role and greater susceptibility to some diseases. When health services are not available, they may resort to less effective alternatives. Charges and fees imposed for some medicines and health services have a greater negative impact on women, who are less likely to have cash incomes or control over household incomes.

Changes in funding sources for health services affect the type of service provided: the burden of funding village clinics and child care services was too great for townships and municipalities, resulting in a major decrease in the availability of these services. Women would be most affected by the loss of local clinics and child care.

Women as the primary users of domestic water and sanitation services would be major beneficiaries of the improvements in water supply and sanitation reported. They would also benefit if the improved services resulted in lower rates of illness among family members.

Infant mortality is higher among girls than boys. This suggests the strong influence of son preference and differential (inferior) treatment of girl babies.

Research shows that the difference in mortality is almost entirely due to unequal access to medical treatment for girl children. There is no significant difference in nutrition levels between boys and girls in most parts of China. Since infant mortality is a major determinant of life expectancy at birth, this would lead to sex differentials in life expectancy.

f) How gender-sensitive is the data?

Although the report provides an impressive amount of sex-disaggregated data, data are not consistently disaggregated by sex.

For instance, Figure 3 and 4 shows under-five mortality rates for urban and rural areas but does not provide sex-disaggregated data, even though there is a strong likelihood that they will be different and there may be systematic differences in sex-specific under-five mortality between urban and rural areas.

Sex-disaggregated data tend to be presented in the sections that deal explicitly with gender gaps. Similar data elsewhere in the report are not disaggregated by sex.

Table 1. Infant mortality rate by sex (per 1000 live births)

Indicator	1990	2000
Female	33.2	33.7
Male	28.5	23.9

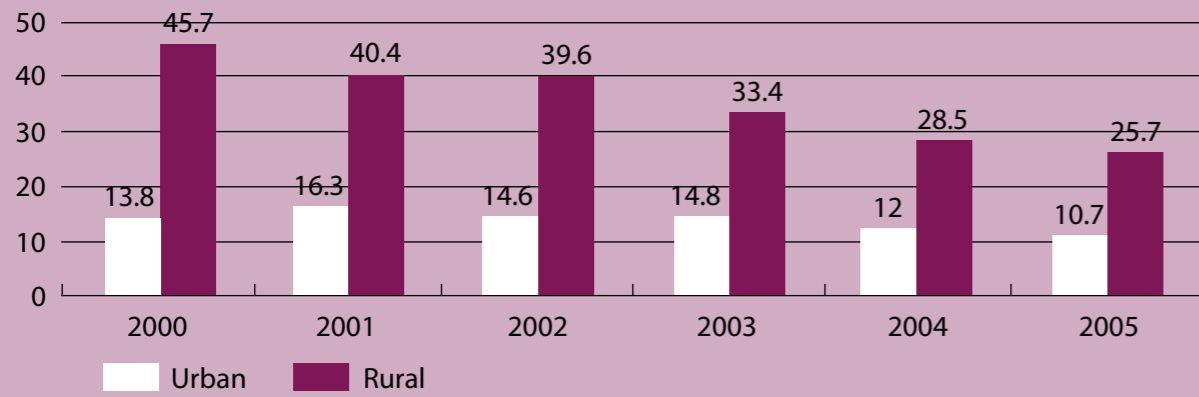
Source: Human Development Report China 2007/08: 140 (Appendix Table 2).

Table 2. Sex ratio at birth

1982	108.5
1987	110.9
1990	111.3
1995	115.6
2000	116.9
2005	118.9

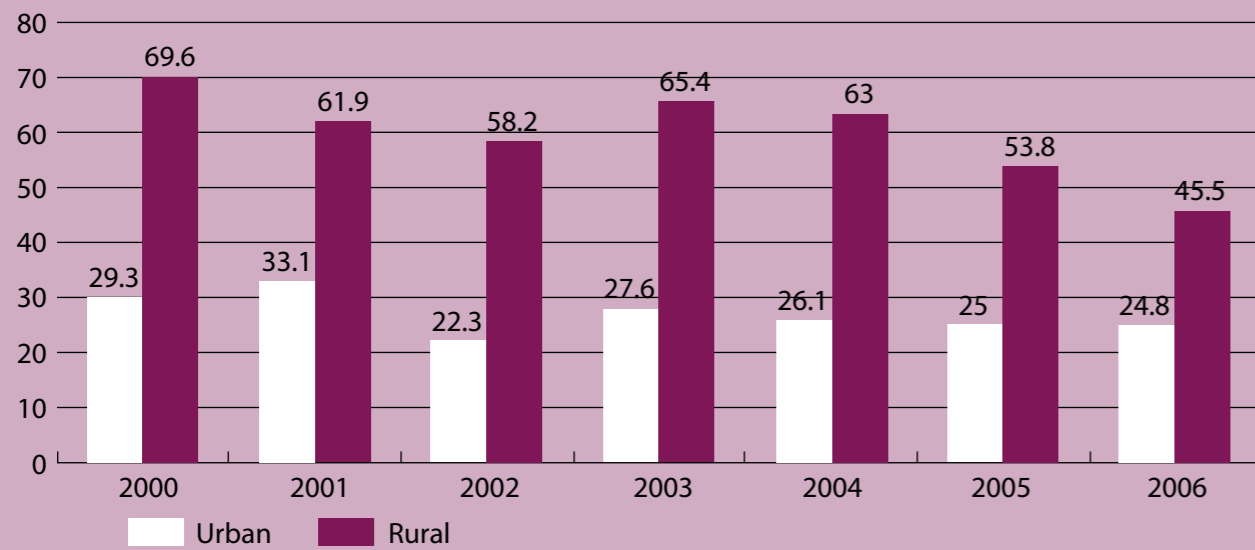
Source: Human Development Report China 2007/08: 140 (Appendix Table 2).

Figure 3 Under-five mortality rates in urban and rural areas, 2000–2005 (per 1,000 live births)



Source: The 2000–2004 data originate from the 2006 China Health Statistical Yearbook and the 2005 data originate from the 2006 Statistical Communique on the Development of China's Health Undertakings.

Figure 4 Maternal mortality rates in urban and rural areas, 2000–2005 (per 100,000 live births)



Source: "China Health Statistical Yearbook" and "Summary of China Health Sector Development 2003–2007"

NOTES


10 [<http://www.undp.org.cn/modules.php?op=modload&name=News&file=article&catid=18&topic=8&sid=4372&mode=nocomments&order=0&thold=0>]

11 UNDP China. 2008. Human Development Report China 2007/08, *Access for All: Basic Public Services for 1.3 billion People*. Beijing: 34.

12 Ibid.: 38.

13 Ibid.: 45.

14 Ibid.: 49.



Chapter 3
Fictional Case Study

Fictional Case Study

This section contains an example to show how the indicators of basic services delivery described in the previous sections might be used. This simulation is fictitious, but based on a real situation and personal field experience. It reflects ideas generated during an informal brainstorming session with the statistics unit in a national women's machinery. Staff faced the challenge of operating with few resources in a decentralised system of government. They wanted to make a difference for women and girls in the poorest regions, which are also among the most distant from the capital. They also needed to define a role for the statistics unit, which inevitably found itself in competition with a comparatively strong national statistics office with more expertise and experience in gender statistics. The characters are fictitious, but typical of those working in national women's machineries in many countries. The challenge, however, is real.

Gender indicators in a national office for women

This simulation shows how simple analysis and regional comparisons of indicators can be used to motivate local authorities to promote more gender-sensitive approaches to service delivery. It highlights the potential for national women's machineries to make more use of data and indicators to promote gender equality and improve basic services delivery for women and girls.

The simulation is designed for use in participatory training courses. Role-play based on the simulation can promote understanding of the interests and positions of the various actors and how they might be motivated to change their positions. It can also be used to build advocacy and negotiation skills.

Analysis of the cases can also provide a basis for participants to develop new cases based on their own experience. Participants can brainstorm alternative strategies for gaining support for the use of gender-sensitive indicators and improved service delivery for women, focusing particularly on their own cultural and institutional context.

1. The office of the Chief, Statistics Section, National Office for Women

Anna had just been appointed the Chief of the Statistics Section in the national office for women. She was quite proud of her new position but unsure of how to use it. Young and enthusiastic with a recent PhD, she was passionate about improving gender equality. But how?

Her assistant, Mr Edy, was not very encouraging. He reminded her: "Remember, Mrs Anna, the national statistics office are the real experts on statistics. Under Mrs Susy, they have even integrated gender into their main statistics and they disaggregate most of their data by sex. They even publish a booklet on statistics on women and men." Her friend and assistant, Deny,

was at least a little positive but her comment was also not very helpful: "Anyway, progress on the MDGs has been good – except on maternal mortality, but that is very hard to measure and also hard to deal with."

"That is true at the national level," said Anna, "but some in some provinces and districts girls still don't go to school or get good health care. How can we help them? Some of them are like me. They just need a chance!" she said.

(Anna had come from a poor family in one of the poorest provinces.)

"I was just lucky that Mrs Rini thought I was good at school work and I really liked to learn. She persuaded my parents to let me stay at school, even though they wanted me to stay home and help Mum. Mrs Rini helped me to get a scholarship. She even arranged for me to stay with her mother in town so I could go to high school and on to college. How can we help other girls like me?"

Deny did not know. "How can we reach these girls in distant provinces when we are stuck here in the capital?" she asked. "We don't have any staff in the provinces, and have to work with the local planning office."

"Yes," said Mr Edy, "and they won't be very happy if we point out that they are failing to provide good services to those girls!"

"Well," said Deny, starting to think more strategically, "that might depend on how we did it. If we showed them that they had a problem but also offered to help them find a solution, they might accept that."

"Yes," said Anna, looking a bit more hopeful, "and what if we gave them the chance to win a national competition?"

"What do you mean?" asked Mr Edy.

"Well, I do have a small budget. We could put out a booklet or a poster showing sex differences in health and education indicators at the province and district level to show which provinces or districts are doing well and which are doing poorly. Then we could see whether those that are performing well could tell us what they are doing to get their good results. They must be doing something right. Then we could see whether they would be prepared to help those that have poor results. And then we could offer a national prize for the districts or provinces that make the biggest improvements over the following year."

Anna was becoming more enthusiastic. "That way, even the poor performers would have a chance to win the prize and get more resources to work on their problems."

"And what about having another prize," Deny chipped in, "for the province or district that provided the best support or help to one that had been performing poorly? That would give them both an incentive to participate."

"Yes," said Anna, "but I have just remembered something I read in the latest UNIFEM Progress of the World's Women about voice and accountability. Shouldn't the women and girls in those communities be involved too? Could we work with the local planning office to organise the communities to help identify why the girls are not in school and what would help to get them there? The planners are supposed to be using participatory planning methods but they don't really know how to do it, especially with women. We could help them."

"Wow," said Deny, "that IS a good idea. And then we could offer a prize to the most effective community too!"

"Well, if we are going to target communities, we will need to think more carefully about what kind of booklet and indicators we would need" said Mr Edy. "The kinds of tables that the statistics office puts out might not be very useful – a lot of people won't understand them."

"True," said Deny. "Even some of the planners sometimes find them difficult to understand. But I remember seeing a UNIFEM statistics booklet from Indonesia a long time ago – at the Beijing Conference I think – that used diagrams and pictures – I think you call them pictograms – that were really easy to understand. And there is a Swedish booklet called Women and Men in Sweden that also used great graphs. Perhaps we could try to develop something like that?"

"I think that the national statistics office might be able to help us there," said Mr Edy. "They have some people who are quite clever at presenting graphs on the computer. I have seen them in PowerPoint presentations, even though they don't use them so much in their regular publications. I could talk to them."

"What is voice and accountability anyway, and what do statistics and indicators have to do with it? I know that women sometimes have lots to say but they don't usually use statistics!" said Mr Edy with a sly grin.

"Well," explained Anna, "it's about helping women to use statistics to work out how many girls compared with boys go to school, which girls go and which don't, and try to see why. Then we can help them to use these indicators to persuade the planning and education officials first that there is a problem and second that the women have some good ideas about what causes it and what might be solutions. Without facts, it is often hard to argue,

especially with planners. So that is using data and indicators to give women a stronger voice with the planners."

"OK, that makes sense, but what do accountants have to do with it?" Mr Edy looked a bit puzzled.

"Oh," said Anna. It isn't about accountants! It is about making decision-makers – people like us, and the education and planning officers – answerable to women and men for what we do. We get funds from the government – not enough, but we do get some! – and those funds actually come from the taxes and charges that people pay. So we are responsible – accountable – for reporting back to them to show that we have used the money properly and tried our best to address their problems."

"Yes," said Deny, "and we can use statistics and indicators to do that. In fact, if we are successful in getting higher enrolment rates, fewer drop outs and less absenteeism among girls in these districts and provinces that were performing very poorly on education for girls, the women will be able to see that we are doing a good job."

Mr Edy looked doubtful. "But if our results are not good, we won't want to give them the statistics and indicators because they will blame us."

"That is very true," smiled Deny. "That is why we are supposed to be empowering the women so that they start to demand the indicators from us. Some countries even have Freedom of Information legislation that enables citizens to demand that kind of information and the courts can order us to give it to them, whether we like it or not."

"Hmm. I'm not sure I like that idea." Said Mr Edy, "But if your plan works well we would look good and we might get more funds from the government and I might even get a promotion. So perhaps it will be OK to help the women to use data and indicators for accountability."

"Well," said Anna, "I am quite excited about this. I would like to go and discuss it with the education and planning people in my home province to see whether they would like to be part of a pilot project. We could start by seeing whether we could match them with the Northern Province that has quite good levels of enrolment for girls. The conditions in the two provinces are not that different, so I think that whatever the Northern people are doing might work in my province too. Will you help me write a proposal?"

"Sure," said Mr Edy. "Of course," said Deny. Anna started to look much more confident about her new job and the three friends headed off to her office to start brainstorming around the computer.

2. Day two in the office

Deny bustled into the office, flung her bag onto the desk and hurried into Anna's office, dropping by to pick up Mr Edy on the way. "Anna, I have been thinking all night about this idea and I think it is really good. But I think we will have to do a lot of work thinking about the indicators for the booklet and how to present them. That will take a lot of time. Perhaps we could start working with two pilot provinces first to see what might work?"

Anna looked up from her work and smiled. "It is nice to have such enthusiastic staff. I hope you did not lose too much sleep! But you are right and I really would like to start soon before we lose our enthusiasm. How about we arrange a visit to my home province first? I have good contacts there and I think they will at least listen to us."

Mr Edy looked pleased with himself. "Well, I did not lose any sleep but I called in to the National Statistics Office on my way to work this morning and met my friend Hari in their graphics section. He is quite keen to help us prepare the booklet. He has some good ideas about how to present the indicators, using coloured maps of all the provinces as well as diagrams and some of your pictographs. He also had a good idea that perhaps we can follow up on in your province: he suggested we test some of the graphics on our target audience – women and local officials – to see whether they can understand them. Hari said that he could easily get the statistics for your province and put together some trial graphics in two or three days. What do you think?"

"Wow!" said Anna, reaching for her phone and calendar. "That is really good but I think I should call Hari's boss and clear this with her first so we don't have her think we are taking over her staff!"

She flipped through her calendar as she started to dial: "How about we plan the visit to my province in two weeks' time?"

3. Two months later in Anna's home province

Anna, Deny and Mr Edy were sitting in the office of the head of the local planning agency, Mr Tomas. Also in the office was Mr Tomas' assistant, Mr Daniel, the head of the local office of the Department of Education, Mrs Banu, and a representative of a local women's community organization, Mrs Chandra. Anna, Deny and Mr Edy were looking a little apprehensive but Mr Tomas was sitting back comfortably in his chair looking very relaxed. Tea and cakes were served on the small table where they were seated.

"Please," he gestured, "please enjoy our hospitality. The cakes are a local specialty and very delicious." After a second and finally a third invitation, all began to sip their tea and take a cake.

Anna then opened the conversation rather formally, thanking Mr Tomas for his time and that of his staff in arranging the meet-

ing and the pilot activities that had already been initiated in the province.

"Well, Mrs Anna, you are very welcome and we are very happy to be working with you and your colleagues. To tell you the truth, when you came on your first visit a few weeks back I was not really very interested in your project. We know that we have a problem in getting girls into schools and especially in keeping them there. In fact, we are always a bit embarrassed at national meetings on education or the MDGs when this comes up." Anna nodded.

"I did not think that yet another mission from the capital was likely to change anything, especially when you started talking about statistics and indicators. I thought they just told us how badly we were doing and did not see that they could help improve things." Anna nodded again and Mr Edy looked even more uncomfortable. Deny took another sip of tea and thought about whether taking another cake without being invited would be impolite.

Mr Tomas continued: "However, because you are from our province, I listened, and I thought some of your ideas were quite new and interesting. So, we agreed for you to organise a workshop with women's groups on indicators of girls' education and another with our own staff. Of course, I was too busy to attend either, although I did open the staff workshop. However, I heard quite positive comments from our staff, including Mr Daniel here who attended, and then my wife told me that she had also heard that the women's groups had found their workshop very interesting too.

"So, when Mr Daniel suggested I also open the combined workshop with both the women and our officials, I agreed and set aside a couple of hours to see how it went. Do you know, I was quite surprised and impressed!"

"Well," said Mr Daniel, "actually that was the most difficult workshop. At first we did not know how to talk to each other. The women were quite shy and we were a bit embarrassed too – we don't usually discuss technical things like statistics with the women, you know. However, once the indicators were presented with those maps and pictures that you use, everyone got interested and started to discuss what they meant.

"The facilitator from the Women's Desk got us to sit in mixed groups – some officials and some women – to work out what we thought the indicators could tell us. It was not really new to the officials but it was to some of the women, and we were able to help explain it to them. Then the facilitator told us that knowing the facts was not enough, we now needed to think about why so many of our girls were not in school or did not attend regularly. She used your focus group questions and then it was our turn to look puzzled. But the women came up with lots of ideas about things we had not even thought of."

"Unfortunately, it was at that point I had to leave for a meeting with the Governor," said Mr Tomas, sitting a little straighter in his chair at the thought. "So, I would like to hear what some of those reasons were Mr Daniel."

"Well Sir, it seems that in some of the villages people keep cattle for milk but don't own land for grazing the animals. So, the women and girls have to go out along the roads to cut grass to feed the cattle and that takes a lot of time, especially in the dry season. In some other villages, the girls have to spend a lot of time fetching water because there is no clean water source in the village."

"But what about the village water pumps we put in a couple of years ago?" Mr Tomas broke in.

This time it was Mr Daniel who looked uncomfortable: "Well Sir, it seems that most of the pumps have broken and don't work."

"But we provided training on maintenance didn't we?"

"Yes Sir, we did, but we trained the men and it seems that they are too busy or don't want to spend their time fixing the pumps. So when they break, they are just left!"

Mrs Chandra from the women's group raised her hand. Mr Tomas nodded. "Excuse me Mr Tomas, Mr Daniel, Mrs Deny and colleagues, I would like to tell you something. We have seen this happen in other villages too. But in one UNIFEM project, they trained the women instead of the men to fix the pumps, and the pumps in that village are still working today. The men laughed at first because they thought that women would not be able to fix mechanical things, but they don't laugh now. And the women make sure the pumps are maintained because they are the ones to suffer if they don't."

"Hmm," said Mr Tomas. "Interesting. I would not have thought of that, but it makes sense. Actually, my wife is pretty good at fixing things because I am never at home to do it."

Everyone smiled and looked more relaxed.

"So what else did we learn from the workshop, Mr Daniel?"

"Oh, quite a lot Sir. When we had made a list of all the reasons why girls might not be at school, the facilitator mixed us into new groups and told us we now had to brainstorm some solutions that might address each of the problems we had listed. I think that actually it was the women who had some better ideas than we did. They were very practical. Then we had to come up with indicators that would help us to know whether our solutions were actually working and think about the data we would need to collect, who would collect it, and how. We all found that a bit difficult."

Mrs Chandra from the Department of Education moved in her chair and caught the eye of Mr Tomas. "Your staff were not the only ones to learn something, Mr Tomas. My staff and I also learned a lot. We have always felt bad about the poor performance of our schools in educating girls because we thought that we were not doing enough. We thought it was our fault. After listening to the women we realised that a lot of the problems were not things that we could address on our own.

"Of course, there were some things we need to do – like make sure that there are separate toilets for girls, perhaps get some of the new textbooks and readers that give a more positive view of girls and women, show girls doing more interesting things, give our teachers some gender-awareness training, things like that.

"But we can't change the fact that many girls are really needed at home for the kinds of things that Mr Daniel just described. So, if we are going to increase enrolment and attendance for girls in our province, we need to work more closely with your staff – and perhaps also with other sectors that provide services like the roads, transport and electricity.

"I did not think that electricity would make much difference to education but, as one of the women pointed out, if houses have electricity the girls can do their homework at night after they have finished all their chores and then they don't get so far behind in class.

"And when the roads are really bad, the women said that girls don't like to walk in the mud in their long skirts because then they have to spend more time washing them, whereas the boys just roll up the legs of their trousers – or being boys, actually like to play in it – and their sisters have to wash the trousers anyway!"

Everyone laughed. Anna decided to take the opportunity to explain the concept of the national project that she was developing. Would her province be interested in participating in a national competition to see which provinces could achieve the greatest improvements in girls' enrolment in the next year? Would they like the opportunity to learn from other provinces that had already achieved significant improvements in similar circumstances? Would they be willing to continue to work with women's groups and communities and across sectors to develop better ways of delivering education to girls?

As she spoke, she could already see heads nodding. Mr Tomas was quite keen. "Actually, since our current performance is really quite bad, we could have a better chance of achieving a big increase and winning the competition than other provinces with better performance. Of course, we would have to work hard and together. And it would be useful to visit the Northern Province to see what they have done. Actually, I have heard about some

of their initiatives and I think they might help us too. If they look suitable, it might be good to bring some of their officers here to train our staff. And, by the sound of it, I think my staff will be happy to work more closely with the women's groups. If their ideas make our work more successful, we can all benefit.

"Mrs Anna, I wonder whether you should not also put out statistical indicator booklets for other sectors too – like health? I think there are lots of problems there that this approach might be useful for."

Anna, Deny and Mr Edy all smiled at each other and looked pleased. "Hmm. I think you are right and there are some very important issues for women in health, like maternal mortality. However, I am new in this position and still have a lot to learn," Anna said modestly. "Let us start with education this year and perhaps we can move to health next year. I still have a lot to do now to make this pilot project work. We will visit the Northern Province next week and I will be in touch with you about the next steps."

As Anna, Deny and Mr Edy boarded their flight back to the capital, Mr Edy turned to Anna and smiled shyly: "You know, Mrs Anna, I was disappointed when you were appointed as director of our department because I thought you were too young and I had not worked with a woman boss before. But now I am really happy and looking forward to this new project. I am realizing that statistics and indicators can be very powerful tools for all sorts of things – what is it? Voice? Accountability? – and not just in a negative way to make provinces and districts feel bad when their performance is poor, but in a positive way to help them improve. I think this is going to be a really good year!"



Chapter 4

Recommendations

Recommendations

A. A checklist to guide selection of gender-sensitive indicators

This checklist provides a series of simple check questions that can be used as a guide towards the more gender-sensitive use of existing indicators and the development of more gender-sensitive indicators of basic services delivery.

A brief description of the issue addressed by each check question is followed by suggested action and practical tips.

A practice example is also provided.

Check 1. Is the data gender-sensitive?

Existing databases: most existing data sets are not defined, collected or analysed in ways that take account of differences in roles, interests or priorities between women and men.

New data sets: if new data collection is involved, gender-sensitive methods of data definition, collection and analysis should be built into the process.

Issue 1. Most databases are not gender-sensitive

Gender-sensitive indicators need gender-sensitive data, but most data are collected by methods that were developed before there was a general awareness that women and men have different roles, needs and priorities.

Conventional data collection methods in most countries have not adequately taken these differences into consideration.

Although the results might be disaggregated by sex, the underlying data does not take sex-differences into account. For example:

- Many countries still use the head of household approach to household interviews. This almost guarantees that at least 70 per cent of respondents will be men.
- It is assumed that the male household head can accurately respond on behalf of female members of the household. However, in many cases men do not know what women do (and vice versa).

Actions

- Factor the lack of gender sensitivity in the data into your analysis.
- Look for alternative complementary sources that may capture gender issues, even if not specifically designed to do so.
- Include gender-awareness training for all involved – women and men.

Tips (See also Practice Example 1)

Time use surveys, qualitative studies and participatory poverty assessments that include women's participation may provide indirect data on gender issues related to the delivery of basic services or governance services.

Target senior management for specific gender awareness-raising to ensure management support for integrating a gender perspective.

Ensure that women's participation is informed and supported to enable their independent views and concerns to be captured.

If collection of new data is involved, integrate a gender perspective throughout.

Involve both women and men in:
Data definition

What topics should be covered?

What are the general and specific gender issues for each topic?

What specific variables are needed for each, how might they be different for females and males and how will they be used?

What questions will generate valid and reliable responses, taking into account potential gender differences?

Who should answer the questions? In some cases, the nature of the data – for example, fertility or children's health – may require female respondents.

If the unit of data collection is the household, avoid using the household head as the respondent, as most will be men. Instead, consider asking a senior man and a senior woman in alternate households.

Involve both women and men in:
Data collection

Target gender balance among enumerators and among supervisors, both as an equal opportunity/women's rights issue and because the sex of the enumerator and supervisor is likely to affect the gender sensitivity of data. If there are insufficient qualified women, consider providing additional training for women candidates to improve the gender balance without compromising data quality.

Review the hours worked and timing of work for enumerators and supervisors from a gender perspective in order to increase the proportion of women recruited and the proportion of women interviewed.

Provide gender training for trainers of enumerators and supervisors.

Review the hours and location of training from a gender perspective in order to increase women's access as both trainers and participants.

Target a gender balance among gender trainers and, if necessary, provide the gender trainers with additional training on the substantive focus of the survey to ensure that their training will be appropriate and their views respected by the technical trainers.

Integrate gender training by both women and men trainers into the training of enumerators and supervisors.

Integrate checking of the gender perspective into monitoring of data quality during collection; this is especially important in order to identify gender bias or gender blindness at a stage where it can still be addressed.

Ideally, data entry should take place on the same day as data collection, and sex-disaggregated frequencies should be computed on a daily basis. Regular debriefing sessions on gender issues with enumerators may be useful.

Check 2. Is data analysis sex-disaggregated?

Are sex breakdowns available?

Is analysis of all variables disaggregated by sex?

Issue 2. Data are often not analysed separately for females and males.

Differences between women and men often are not identified or incorporated into the design or delivery of services.

For example, not disaggregating urban/rural education data will miss the fact that females are the largest proportion of the rural population with low education.

Actions

- Disaggregate all individual-level data by sex.

Tips

Individual-level data should be disaggregated by sex as a primary and overall classification for all presentation and analysis.

It is NOT sufficient to present only a sex breakdown of totals. All analysis should be disaggregated by sex and presented by sex unless the initial analysis clearly shows no significant differences between females and males.

Sex differences should be incorporated into all other disaggregations, such as age group, rural/urban location or ethnicity.

Check 3. Is data analysis gender sensitive?

Are women's and men's different gender roles considered?

Is the effect of women's reproductive role considered?

Issue 3. Data analysis often does not take account of role differences between females and males.

Analysis often overlooks potential differences in the meaning of data for females and males and the impact of their different biological and gender roles on their needs for and access to basic services.

Actions

- With data that cannot be disaggregated by sex, analyse it in terms of differences between women and men due to gender roles or biological differences.

Tips

Time may have a different meaning for women and men. For example, men may be able to access services in the evening after work, but women may be unable to do so, because they have to look after children or other family members and/or travel after dark may be unsafe or socially unacceptable.

A given space may also have different implications for women and men. For example, information about services displayed on a notice board outside a government office may be accessible to men but not to women because it may be socially unacceptable for women to congregate on the street outside a public building.

Check 4. Is there a diverse set of input, process, output and outcome indicators of service delivery in the database?

Are they sex-disaggregated?

Are they gender-sensitive?

Issue 4. Most gender-related databases include only output or outcome indicators of service delivery

General outcome indicators are readily available for the majority of basic services, such as literacy, maternal mortality, or labour force participation, and most are disaggregated by sex where appropriate.

However, for several key basic governance services, neither sex-disaggregated nor gender-sensitive output indicators are easily obtained. Such indicators may include the proportion of women with full citizenship and civil registration papers, and the proportion of women victims of domestic violence receiving appropriate police and justice services.

Output indicators are often not disaggregated by sex, and the gender dimensions of infrastructure indicators are also rarely identified, such as whether a facility has been designed to provide equal access to women and whether women were equally employed in its construction.

Some governance data assessments provide opinion-based indicators of the quality of service delivery or of accessibility.

Actions

- Identify outcome or output indicators of service delivery.

Tips

Most service-related outcome indicators will be disaggregated by sex for education and health and other individual attributes.

Most outcome indicators of household services such as water, sanitation or electricity will not be disaggregated by sex. However, questions on who fetches water or fuel can provide a gender perspective, as can time-use data.

Opinion-based surveys may disaggregate responses based on the sex of the respondent or the sex of the household head.

Check 5. If not, consider alternative sources of data and indicators**Issue 5. Process data and indicators are needed**

Process indicators can provide information on obstacles to gender-sensitive delivery of services on the supply side, and to women's access to services on the demand side.

Actions

- Consider administrative statistics.
- Have other surveys been conducted that might provide relevant data?

Tips

Which departments are involved in delivery of this service? What data might they collect on a routine basis? What is the quality likely to be? If current quality is poor, consider how the staff members who collect it might be able to use it in their work and thus have an incentive to improve the quality.

Has a DHS, a MICS or a LSMS been conducted?

Has there been a time use survey?

Have budget analysis tools such as Public Expenditure Tracking Surveys (PETS) or Quantitative Services Delivery Surveys (QSDS) been used?

If necessary resources are available, consider the collection of process-related data.

<p>Action 2</p> <ul style="list-style-type: none"> Consider primary collection of process-related data. 	<p>Tips</p> <p>Participatory methods can involve both service providers and users.</p> <p>Large samples should not be necessary to obtain 'typical' data on processes.</p> <p>Careful selection of women users with special needs for type of service or access may yield the most useful data and indicators for improving the gender-sensitivity of, and women's access to, basic services.</p>
<p>Action: Develop a set of key questions to guide the selection of supply and demand indicators</p> <ul style="list-style-type: none"> Develop a set of key questions for the supply side. 	<p>Tips</p> <p>For example:</p> <p>What is the legal and governance context of the service?</p> <p>Administrative responsibility – which agency is responsible?</p> <p>Resources – does the agency have a budget and staff for the purpose?</p> <p>Programme – has the agency developed a programme; if so, what are the steps involved in the implementation of the programme?</p> <p>What is the culture of agencies and service providers toward women, minorities and the poor? [Prepare a flow chart – see below]</p>
<ul style="list-style-type: none"> Develop a set of key questions for the demand side 	<p>For example:</p> <p>Actor – who is the primary user or person accessing the service?</p> <p>Awareness – do they know/ how do they know about the service, eligibility and process of obtaining the service?</p> <p>Physical access – where is the service delivery point located – how would most women (or men) reach it?</p> <p>Financial access - what would be the average cost of travel involved? What are the direct costs of the service to users? Are there other costs involved (e.g., bribery, return visits to check progress of application)? Would most women be able to cover these costs? Would families be willing to cover the costs equally for women/girls and men/boys?</p> <p>Timing access – what are the hours when the service is available – are these convenient for the primary users? How long would they have to travel? At what time? Will most be able to undertake such travel? If women/girls are the main users, would the journey be safe? How long does it take to obtain a service – are there additional costs/time involved (e.g. for repeat visits, unofficial charges or bribes that must be paid)?</p> <p>Cultural access: can users communicate easily with providers? Are services available in minority languages? What is the culture of the agency toward women and particularly poor or minority women? What are the attitudes of male members of the women's families and communities – are women supported in accessing the particular service?</p> <p>[Prepare a flow chart – see below]</p>

Action 3: On the basis of the key questions, map out a flow chart to guide the selection of indicators

- Map out a flow chart for the supply side of a specific service (See for Figure 5 an example).⁴

Tips

Identify and map each stage in the process from budget allocation through programme development and implementation to actual service delivery.

Examine each stage from a gender perspective to identify what role, if any, was played by women (including those in government and the civil service) and whether a women's perspective or involvement might differ from a man's.

Identify potential indicators at key stages in the supply side flow chart, focusing particularly on potential barriers to effective, gender-sensitive service delivery.

Identify potential sources of data for each indicator.

Identify process for collection and monitoring of each indicator, including institution responsible, funding for monitoring and use and users each indicator.

Ensure that indicators are disaggregated by sex where possible and are gender-sensitive in all cases.

- Map out a flow chart for the demand side of a specific service

Identify and map each step in the formulation of demand from need through knowledge of service and effective demand to actual receipt of service.

Examine each stage from a gender perspective to identify whether and how access for women/girls might differ from access for men/boys.

Identify potential indicators at key stages in the demand side flow chart, focusing particularly on potential barriers to women's access to the service.

Identify potential sources of data for each indicator.

Identify process for collection and monitoring of each indicator, including institution responsible, funding for monitoring and use and users each indicator.

Ensure that indicators are disaggregated by sex where possible and gender-sensitive in all cases.

- Compare supply- and demand-side flow charts to identify potential conflicts and/or synergies

Consider developing participatory processes between representative groups of civil servants/service providers and women and men service users to review the flow charts and indicators.

Consider ways of improving the efficiency, effectiveness and gender-sensitivity of service delivery.

⁴ For another example of the use of a flow chart, see UNDP. 2006. Measuring Democratic Governance: A Framework for Selecting Pro-poor and Gender Sensitive Indicators, UNDP Oslo Governance Centre: Figure 1.

B. A flow chart to guide selection of indicators for delivery of civil registration services for birth registration

Figure 5 shows a simple example of a mapping of the end processes involved in the delivery of birth registration services.

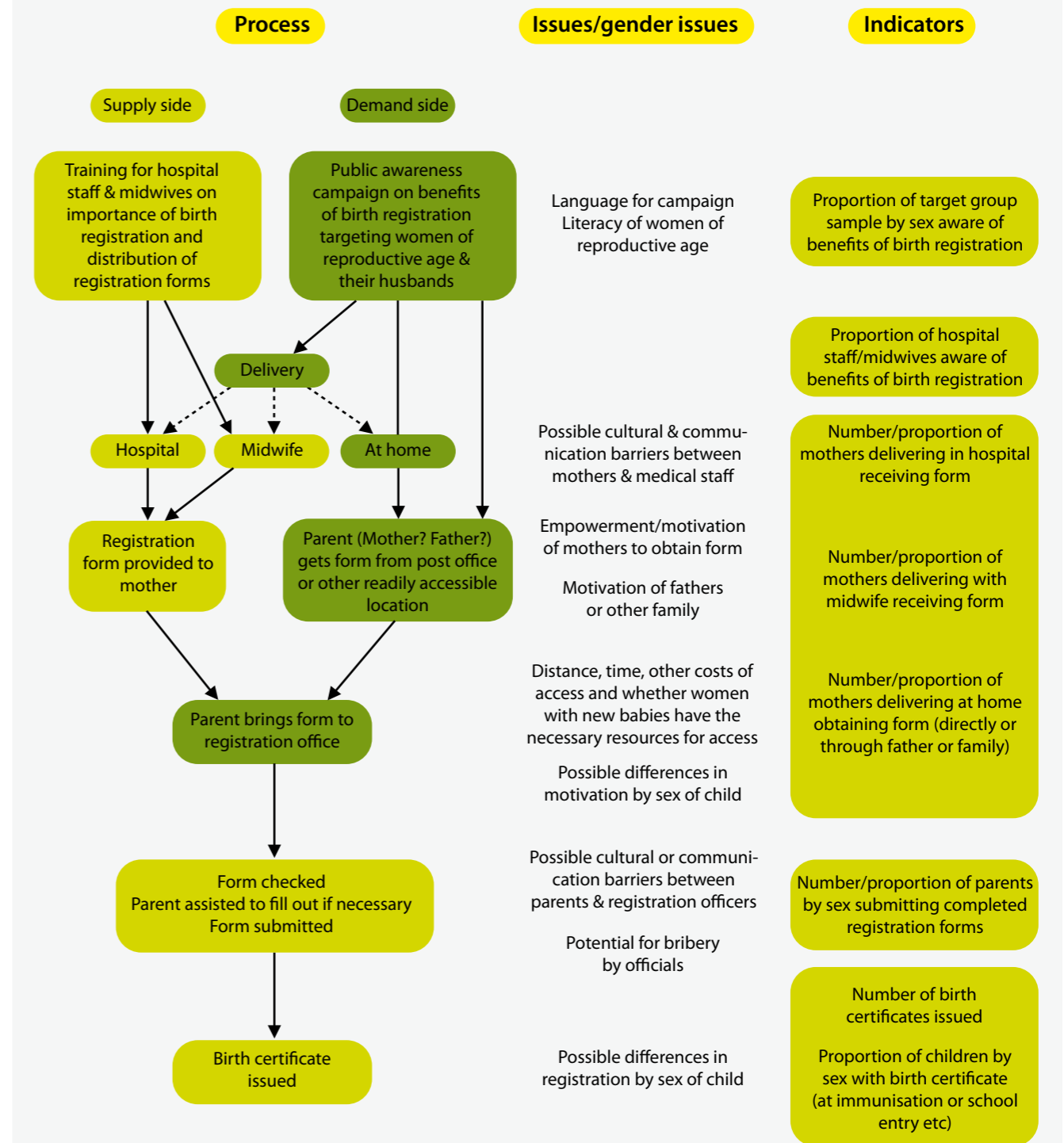
More detailed flow charts of both the supply and demand sides adapted to both rural and urban areas and different population sub-groups would facilitate the design and implementation of a more effective, efficient and gender-sensitive system of delivering birth registration services.


For example, a detailed supply-side flow chart might include provision of budget, provision of staff, design of the public awareness campaign, design and delivery of training for delivery staff, design of forms, identification of distribution points and distribution of forms, and training (including gender training) for registration staff.

Similarly, a detailed demand-side flow chart might elaborate the creation of demand through stages from hearing about birth registration, understanding its importance, knowing the requirements for registering a birth, knowing where to obtain the necessary forms, through to details of the distance, time and other financial, social and cultural costs of access for various groups of women and the likelihood that women with new babies would have the resources needed to follow through on the required process.

Analysis of the detailed supply and demand flow charts might help improve service delivery. For example, if the majority of women attend at least one ante-natal visit or have their babies immunised, the local health centre might be the most effective distribution point for birth registration forms, as well as information about the importance of birth registration and the processes involved.

Figure 5 Use of a flow chart to develop indicators for the delivery of civil registration services for birth registration





Chapter 5

*Analysis of Selected
Measurement Tools from a
Gender-Sensitive Perspective*

Analysis of Selected Measurement Tools from a Gender-Sensitive Perspective

A. Key questions

In order to improve public services delivery to women and girls and ensure realization of their human rights, four Key Questions need to be answered. These are:

1. To what extent do available services reach women and girls?
2. Which women/girls are being reached and which are missing out?
3. Why do women and girls miss out on basic services?

- Lack of demand?
- Lack of access?
- Lack of supply?
- Inappropriate supply?
- Inefficient or ineffective delivery mechanisms?
- Lack of voice and participation in decision-making?
- Lack of accountability?
- Other factors?

4. What must be changed to make basic service delivery more gender-sensitive in order to meet the needs of, and ensure access by, women and girls?

Most can be answered through the use of data and indicators, both quantitative and qualitative. Indicators are convenient 'shorthand' ways of presenting data and monitoring change over time. They can be used to identify whether policies, strategies and programmes are effective.

Superficially, an extensive range of indicators is potentially available for this purpose. However, as the rest of this section demonstrates, very few of these indicators are gender-sensitive or focus directly on the delivery of, or access to, basic services. Without new approaches to data collection, the Key Questions will remain unanswered and women and girls will continue to be deprived of basic services and their human rights.

The following section summarises the main findings from the mapping (Chapter 6) for each of the three major categories of database:

1. Gender-related databases and assessments
2. Governance-related databases and assessments
3. Methods and frameworks for generating new gender-sensitive data and indicators to measure basic service delivery

B. Gender-related databases and assessments

The mapping of gender-related databases and assessments includes:

1. UN databases, which are largely organised around monitoring the implementation of the MDGs
2. Databases maintained by the World Bank and the OECD
3. Composite indicators of gender equality or women's empowerment developed by the UN system or by major civil society research groups

1. Gender indicators

- Most of the indicators in these databases are included because they are either disaggregated by sex (e.g. education, employment indicators) or relate specifically to women (e.g. maternal mortality) or women's sex (e.g. indicators of ante natal care and contraceptive use) or gender roles (e.g. indicators of child survival).
- Some, such as the UN Gender Info 2007 database, include general indicators that are neither disaggregated by sex nor relate specifically to women (e.g. debt, Official Development Assistance – ODA – and income indicators)
- Most are input/output indicators (e.g. school enrolment, number of antenatal visits, attendance of skilled personnel at deliveries) or outcome indicators (e.g. literacy, maternal mortality, infant mortality).

2. Service-related indicators

- Gender databases do not include direct indicators of service delivery. Most service-related indicators in these databases measure inputs or outputs of basic services in education, health, water supply and sanitation. Education and health indicators are usually measured at individual level and disaggregated by sex. Water supply and sanitation indicators are measured at household-level. They may be disaggregated by the sex of the household head, but this is not necessarily a useful indicator of access for women in general.
- Women's political participation is usually the only indicator of governance services. It is based on data from the electoral system or the national parliament.
- Indicators on violence against women and women's rights (in the OECD database and specialized assessments) relate more directly to the provision of governance services. Women's right to a life free of gender-based violence depends on governance services provided by the police and the justice system, as well as NGOs and social agencies providing preventive, protective or counselling services. Women's human rights depend on a broader range of legal, police, justice, political, legislative, civil registration, social and economic services.

3. Uses of gender indicators

- To monitor countries' progress in the attainment of development objectives

- To provide an evidence base for holding governments accountable for fulfilling their commitments to global objectives, such as the MDGs, or their obligations under international human rights instruments, such as CEDAW
- To support advocacy by women's groups and gender advocates

4. Sources

- All the general gender-related databases use data from the same official national and international sources. Most indicators are based on data from national censuses or large-scale representative household-based surveys, usually collected by national statistics offices (NSOs).
- This may be supplemented by data from sector-based management information systems, particularly for education and health.
- Internationally comparable data on violence against women is available for a number of countries from a sample survey of women.
- Data on women's rights are available for a number of countries in one region based on opinion surveys of experts.

5. Usefulness for measuring basic services delivery

- The mapping shows that the official statistics in most countries are of limited use in providing answers to the Key Questions posed at the beginning of this section. At best, they provide some answers to Key Question 1: To what extent do available services reach women and girls?
- Due to their complex and aggregated nature, composite indicators are of limited use in answering the Key Questions. Their main use is as a tool for advocacy.
- Data and indicators of service delivery and access that might help improve service delivery for women and girls are currently not available in the gender databases of the major international institutions. Key Questions 3 (why critical services are not reaching so many women and girls) and 4 (how to provide improved gender-sensitive programmes) cannot be answered until such data and indicators are widely available.

C. Governance-related databases and assessments

The mapping of governance-related databases and assessments includes:

1. Broad-based governance assessments at regional or international level, and donor assessments of governance designed to guide the allocation of ODA
2. Selected examples of project-based governance assessments
3. Selected examples of national governance assessment mechanisms
4. Assessments, databases or indicators on specific areas of governance, such as corruption, human rights, elections, rule of law, budgeting and economic and labour rights

Only governance databases or assessments that include some service-related indicators are included in the mapping. Some of these also include gender indicators or used gender-sensitive methods of data collection.

1. Gender indicators

- Some governance assessments are gender-sensitive and explicitly include the participation of women as experts and/or respondents.
- Some collect data on the sex of respondents, but not all use it to produce sex-disaggregated or gender-sensitive indicators and analysis.

2. Service-related governance indicators

- Governance indicators on the participation of women (and by inference, of men) in political decision-making are included in both gender and general governance databases.
- Service delivery is a significant governance issue in poor countries where governments are not yet able to provide adequate basic services to a major part of the population.
- Some governance assessments provide indicators of public or experts' perceptions about service delivery.
- Some provide indicators of users' actual experiences of service delivery.
- Governance assessments of specific issues such as corruption, elections and the rule of law are more closely linked to the provision of governance services and may include indicators of service delivery.
- Some governance surveys (e.g., social audits of delivery of public services in Pakistan, and the good urban governance report cards) focus specifically on, and provide indicators of, service delivery.

3. Uses of governance indicators

- To monitor the quality of governance, particularly in developing countries
- To guide allocation of ODA and the loan portfolios of international finance institutions
- To inform investment and business decisions by the private sector
- To promote and support improvements in governance, including in service delivery

4. Sources

- Data are usually collected by research centres or research teams constituted for the purpose of conducting the survey.
- However, some of the databases included, for example, the Ibrahim Index of African Governance, use similar official sources of statistics to those used in the gender databases.

5. Usefulness for measuring gender-sensitivity of basic services delivery

- Service delivery is included in many governance assessments, but indicators of service delivery tend to be general and insufficiently disaggregated (by sex or other socio-economic variables) to provide useful answers to the Key Questions. This is sometimes a result of limitations in sample size or the methodology used.
- The reliance on opinion surveys, particularly those using expert opinion, limits the ability of many governance assessments to address the four Key Questions in ways that might lead to improvements in the gender-sensitivity of services delivery or increased access to services for women and girls.
- Governance assessments that are focused directly on services delivery and gender-sensitive provide useful process-oriented indicators that can provide some answers to all four Key Questions. However, such assessments are in the minority.
- The analysis in most assessments is not gender-sensitive, even where sex-disaggregated indicators are available. Although that data show that service use by women/girls and men/boys is similar in many respects, they also reveal significant differences in specific areas that have not yet been adequately explored.
- The full potential of even the limited available sex-disaggregated data on services to address the Key Questions has not been realised. Secondary analysis of some existing indicators would be useful.

D. Methods and frameworks for generating data and indicators

The mapping study revealed that both the gender and governance databases and assessments were quite limited in their coverage of the gender-sensitive delivery of services at any level other than outcomes.

Process-oriented data are generally lacking in areas other than education, where education data and Management Information Systems data in some countries provide reasonable coverage of school-related processes (such as enrolment, absenteeism, dropping-out, progression and completion). These data are normally disaggregated by sex.

The mapping study was therefore extended to cover methods and frameworks for generating process-oriented data from a variety of sources. These include:

1. Governance tools for accountability
2. A multi-dimensional approach to poverty that generates new types of service-related indicators
3. Economic frameworks and tools related to public sector reform
4. Time use surveys

5. Civil society budget analysis and participatory budgeting
6. Gender-responsive budgeting

1. Governance tools for accountability

These use quantitative or qualitative methods of data collection that focus specifically on service delivery.

a) Current applications

- The quantitative approach uses stratified random sample surveys of individual citizens who have actually used the services to identify the experiences of different socio-economic groups and to accommodate the possibly different standards that each group uses to judge the quality, efficiency and adequacy of a given service.
- The qualitative approach uses community focus groups to evaluate service delivery.

b) Potential for measuring gender-sensitive delivery of basic services

- Although existing applications of the methods have not been gender-sensitive, both approaches can be easily modified through gender-sensitive methods of data collection, sex-disaggregation of survey data and separate focus groups for women and men.
- Provided that sample sizes are sufficiently large to allow disaggregation by sex and the major socio-economic dimensions of difference, the quantitative approach has considerable potential for answering Key Question 1: To what extent do available services reach women and girls? and Key Question 2: Which women/girls are being reached and which are being left out?
- The quantitative approach focuses primarily on the demand side and questions of access.
- However, participatory methods are likely to be more useful in providing answers to Key Question 3: Why do women and girls miss out on basic services? and Key Question 4: What must be changed to make the delivery of basic services more gender-sensitive in order to meet the needs of, and ensure access by, women and girls?
- An important advantage of the qualitative approach is the potential for active participation by both service users and service providers, who will have personal experience of some of the reasons why women and girls are 'not being served'. Feedback to providers can be immediate, and users and providers can work together to identify and address problems in service delivery and in access by potential users.
- The participatory approach of the qualitative methods to bring together the views and experiences of service providers and service users on Key Question 3 (why services do not reach women and girls) has the potential to generate creative and practical solutions to Key Question 4 (on changes needed to ensure equal access and benefits for women and girls).

2. A multi-dimensional approach to poverty generates new types of service-related indicators

A multi-dimensional approach to the measurement of poverty focuses on aspects of poverty that are very important to poor people but not well-covered in the poverty literature or by existing indicators.¹⁵

a) Current status

- These 'missing dimensions' of poverty are defined as employment quality, empowerment, physical safety, the ability to circulate without shame, and psychological and subjective well-being.
- Short survey modules for each dimension will produce internationally comparable indicators that measure both the instrumental and intrinsically valuable aspects of the dimension, as well as change over time.
- Preliminary modules for physical safety and security,¹⁶ psychological and subjective well-being,¹⁷ agency and empowerment,¹⁸ the ability to circulate without shame,¹⁹ and employment²⁰ have been developed. Two of the proposed indicators for shame are directly related to aspects of service delivery.
- The gender-sensitivity of the modules varies. The module on employment specifically calls for all indicators to be disaggregated by sex.²¹ However, the module on safety and security suggests that domestic violence be covered in health surveys and proposes a household-based module on violence in general that does not appear to identify the sex of the victim.²²

b) Potential for measuring gender-sensitive delivery of basic services

- This new approach to poverty has the potential to identify and address some important barriers to access to basic services for women and girls that are not available through other approaches. The missing dimensions of poverty area should provide different answers to Key Questions 3 and 4: Why do women and girls miss out on basic services? What must be changed to make the delivery of basic services more gender-sensitive in order to meet the needs of, and ensure access by, women and girls?
- The approach focuses particularly on the demand side and access to services.
- However, its value will depend on the extent to which data collection is both gender sensitive and sex-disaggregated.

3. Economic frameworks and tools related to public sector reform

A number of economic frameworks and tools for data collection have emerged from the focus on performance-based management, performance-based budgeting, total quality management and public expenditure monitoring.

a) Current status

Although both service- and process-oriented, they are usually not gender-sensitive and often do not collect sex-disaggregated data.

Public expenditure tracking surveys (PETS) are a diagnostic or monitoring tool designed to identify problems in the execution of the budget. Tracking surveys are useful tools for diagnosing public expenditure management issues in sectors with service delivery functions, including corruption, allocation decisions, compliance with administrative procedures, and accountability.

Quantitative service delivery surveys (QSDS) measure how efficiently the service-providing unit uses the funds that it receives. They complement tracking surveys and may be combined with them. They collect data on resource inputs (funds and personnel) and service outputs to measure cost efficiency, service quality and other more qualitative dimensions of performance.

Benefit incidence analysis focuses on the share of benefits received by different groups from a given public expenditure. It uses nationally representative household survey data, usually from an income and expenditure survey.

Benefit incidence can be combined with *demand analysis* to measure the effects of changes in services or service provision. The data needed can be obtained from a standard household survey complemented by a community or facility survey that provides detailed data on the characteristics of local service providers.

Beneficiary assessment is a broader, more socially oriented approach to ensure that the priorities and feedback of targeted beneficiaries are integrated into project design, monitoring and evaluation. It uses open-ended qualitative interviews and local research teams familiar with the social and cultural context, as well as focus groups and participant observation that may identify issues that would not emerge from interviews.

b) Uses of data generated by economic frameworks and tools

The data generated by these economic tools have largely been used to identify and/or address issues of good governance in countries where the lack of good governance is considered to be a significant obstacle to development and the eradication of poverty.

The PETS and QSDS tools have been associated with the public sector reform agenda and a desire on the part of donors and international agencies to improve the efficiency and effectiveness of public sector management, eliminate all forms of corruption, and ensure that ODA and government financial resources reach the intended beneficiaries.

Benefit incidence can be used to monitor the distribution of benefits and access to services among population sub-groups,

while beneficiary assessment can be used more pro-actively to facilitate the participation of beneficiaries in programme and project design, monitoring and evaluation, including service delivery programmes.

c) Potential for measuring gender-sensitive delivery of basic services

PETS data and indicators:

- Cannot be easily disaggregated by sex and not inherently gender-sensitive.
- However, gender-sensitive design that records the sex of respondents and seeks to include women and men, as well as gender-sensitive analysis of the results, can provide useful information on women's access to services and help provide answers on the supply side to Key Questions 3 and 4.
- The public expenditure management issues that are the focus of *PETS* are often major supply-side obstacles to basic services delivery. Where they lead to the imposition of unofficial fees and user charges, the negative impact on access is likely to be greater for women and girls.

QSDS data and indicators:

The focus on the frontline service providing unit, the school, the police station or the health facility, creates a challenge for gender analysis.

- Since the unit of data collection is an institution, the data cannot be easily disaggregated by sex.
- However, much of the data also has a gender dimension and again can provide some answers to Key Questions 3 and 4 on the supply side. For example, expenditure on school infrastructure that does not provide adequate or separate toilet facilities for girls past the age of puberty will have a less positive effect on school attendance for girls than boys.

Benefit incidence analysis

- Provides a descriptive analysis of the existing distribution of public expenditure among population sub-groups that can include women and men, but does not allow assessment of the impact of change. It provides important input indicators of service design and delivery, but does not address the demand side.
- However when combined with *demand analysis*,²³ it can examine the extent to which public expenditure reduces or increases gender inequalities and how existing public expenditure allocations should be changed to improve gender equality.

Beneficiary Assessment can be specifically directed toward the collection of gender-sensitive information.

- It is process-oriented and particularly lends itself to identifying some of the more subtle service delivery issues that are difficult to pin down in standard quantitative approaches.
- Although not confined to service delivery, it has been used by the World Bank to examine the delivery of education, health, agricultural extension and small business extension services.²⁴

In the hands of gender-sensitive users, both have the potential to become powerful tools for generating gender-sensitive data and indicators on service delivery – particularly from the supply side, although questions of access and demand can also be addressed.

4. Time use surveys

Time can be an important dimension of access to services from several perspectives, particularly for women and girls:

- The amount of time absorbed by women's primary household responsibilities such as fetching water can prove a barrier to access for other services
- The specific time at which services are available can affect access, becoming a barrier if it coincides with the timing of other higher priority or non-discretionary activities, such as childcare, taking children to or from school or working hours
- The time required to reach a service delivery point, then to wait for and obtain the service can also reduce women's access if there is a conflict with other activities

a) Methodologies

Time use data are usually collected through the diary, observation or interview methods. In all cases, a standardised set of categories is used to classify time use.

The diary method requires respondents to fill out a time use diary noting their activities in each time period (usually 5 to 15 minutes) throughout the survey period. The diary method requires basic literacy and numeracy for at least one member of the household and relies on recorders having a reasonable understanding of the concept of time and an ability to measure time duration with a reasonable degree of accuracy.

The observation method requires an observer to record the activities and is very resource-intensive. The observer method suffers from the possibility (probability?) that the presence of the observer will influence the way in which the person being observed uses their time.

Interviews can also be used and in some surveys are combined with another method, usually the diary, to obtain general information on the household and its members.²⁵

Although data are usually disaggregated by sex, analysis is complicated by the fact that women and men use time in very different ways. Women are more likely to engage in multi-tasking on a routine basis and, as a result, are likely to overlook certain uses of time such as child care, since it is usually performed at the same time as other more visible activities.

Time may also have different meanings for women and men: a study in the Philippines found that men recorded boiling water to make coffee as 'cooking', whereas most women did not even notice that they were making coffee because they were also engaged in other 'more important' tasks.²⁶

b) Current status

At least 71 countries and territories are listed by the Centre for Time Use Research as having implemented time use surveys at some time during the 20th century or later.²⁷ The earliest were during the 1920s in Poland and Russia. UNSD provides documentation on more recent time use surveys from 31 countries.²⁸ The *Electronic International Journal of Time Use Research (eIJTUR)* is the official journal of the International Association for Time Use Research. Articles in on time use research also appear in the Sage journal *Time & Society*.

A number of internationally comparable databases on time use are available. They include the European Data Centre for Work and Welfare, *European Exposure Factors (ExpoFacts) Sourcebook* and the *Household Research Database*. Although most of the countries covered in these databases are middle and higher income countries, a number of developing countries have also implemented time use surveys.

Time use surveys have been used to improve measurement of unpaid work and to obtain more accurate measures of women's labour force participation, particularly in the informal sector. The Fourth World Conference on Women called on the relevant statistical services and agencies to 'develop an international classification of activities for time-use statistics that is sensitive to the differences between women and men in remunerated and unremunerated work'. In response to this, UNSD is currently involved in development of an International Classification of Activities for Time Use Statistics (ICATUS) to improve the measurement of paid and unpaid work, particularly of women.

A recently launched list server on aspects of time use data has attracted considerable interest.²⁹

Although service delivery has not been a specific focus of most time use surveys, data on time use related to service delivery and use is available in many.

c) Uses of time use data

The main uses of time use data have been:

- To measure women's contribution to the economy as defined by the System of National Accounts
- To measure the economic value of women's unpaid work
- To make women's unpaid and caring roles visible so that they can be taken into account in policy formulation and decision-making
- To obtain a more accurate measure of women's labour force participation rates in countries where strong gender norms that portray women only in terms of household and family roles result in artificially low rates in data collected by conventional means
- To obtain more accurate data on the informal sector and particularly of women's roles in the informal sector

d) Potential for measuring gender-sensitive delivery of basic services

Most time use surveys do not focus directly on basic services delivery. However, they can provide data on factors that directly affect access to basic services and potentially provide some answers to Key Questions 3 and 4.

The impact of travel, waiting and delivery time may be significant factors in access to services and may be different for women and men. A number of time use surveys have collected sex-disaggregated data on:

- travel time to reach service delivery points and return
- time spent waiting for services
- time taken to receive the service

However, since neither gender nor service delivery was the main focus of the survey, these data have often not been analysed. Analysis of selected time use surveys providing service-related data would provide useful guidance to the development of new gender-sensitive and service-oriented time use surveys.

- Analysis of time use data from case and control samples could also show some of the costs and benefits of improved service delivery for women or the net benefits of particular services.
- For example, time use can be compared for women in households with access to piped water and those who have to fetch water from distant locations.
- The impact of electricity on time use could also be analysed using a case and control design.

5. Civil society budget analysis and participatory budgeting

From the 1990s, NGOs and community groups in many countries have undertaken independent analysis of national and local budgets to provide an evidence base for advocacy and action

on governance issues. Although a level of collaboration is often involved, civil society budgeting normally takes place outside national or local budgeting systems.

a) Approaches and strategies

Capacity development of community groups, including women, to undertake budget analysis and use statistics and gender-sensitive indicators to monitor budget implementation is an important strategy for working with civil society. Such work is often done by NGO- or university-based research groups and the results then disseminated to the wider public.

Capacity development, advocacy and lobbying are important strategies for working with governments to demonstrate that civil society involvement can improve resource allocation.

Both civil society groups and government officials need to be involved in the creation and institutionalisation of mechanisms to facilitate public involvement in resource allocation.

b) Current status

Civil society budgeting is strongest in middle-income countries in Africa, Asia and Latin America. It has grown more slowly in low-income countries.

One estimate suggested that at least 300 cities around the world were using participatory budgeting in 2004. The International Budget Project estimated in 2005 that almost 100 organisations were involved in civil society budgeting in 70 countries.

c) Uses of civil society analysis and participatory budgeting

The results have been used to:

- Influence budget policies and outcomes, including service delivery, through applied public finance research, effective dissemination and advocacy
- Uncover corruption and hold offenders to account
- Demand accountability of elected representatives
- Advocate for changes in government priorities and programmes, including improved service delivery
- Promote democracy and better governance by providing citizens with information on the policies and performance of electoral candidates

d) Potential for measuring gender-sensitive delivery of basic services

Civil society budgeting is pro-active, seeking to enable citizens, including women, to provide direct input to resource allocation.

- In terms of its objectives, it is a user of data and indicators.
- However, since the required data and indicators are typically not available, civil society budgeting groups are often obliged

to generate the data and indicators they need.

- A basic principle of participatory budgeting is the inclusion of minority, vulnerable and excluded groups such as women.
- However, local government budgets are organised around spatial units – neighbourhoods, districts, or municipalities – which are typically dominated by traditional (male) elites.
- Special mechanisms may be necessary to facilitate the effective participation of groups such as minorities and women.

A number of civil society budgeting initiatives have focused on both women's issues and services. For example, an Asian Development Bank technical assistance project on civil society budgeting in the Pacific was motivated by the lack of access and declining quality of basic social services reported in the region.³⁰ Women were included as a target group, together with youth and the poor.

6. Gender-responsive budgeting

Gender-responsive budgeting shares most of the principles of civil society budgeting but focuses specifically on integrating a gender perspective into local and national budgets through gender analysis and the participation of women or women's groups.

Gender budgeting is budgeting that takes into account the differential direct and indirect effects of government expenditures and revenues on women and men. It recognises that women and men have different roles, responsibilities and capabilities, resulting in different needs, interests and priorities that should be equally addressed by government budgets at all levels. Gender budgeting should form an integral part of the national budgeting process.

Budget analysis is especially important for women, because a major obstacle to the realisation of governments' commitments to gender equality and gender mainstreaming has been their failure to allocate sufficient budgetary or other resources.

a) Approaches and strategies

Through collaboration among the budget system, the national machinery for women and gender experts, gender budgeting can provide valuable tools for improving budgeting. Key to the success of gender budgeting has been the ability of gender advocates to demonstrate that they can add value to the national budgeting system. Gender budgeting has encouraged performance-oriented budgeting, and has improved the delivery of gender-sensitive services to women with consequent benefits for their families and communities as well as for the women themselves.

The Gender Responsive Budgeting website – a collaboration between UNIFEM, the Commonwealth Secretariat and Canada's International Development Research Centre (IDRC) – provides useful tools for gender budgeting. These include overviews of:

- Gender-disaggregated beneficiary assessment of public service delivery and budget priorities
- Gender-disaggregated public expenditure benefit incidence analysis
- Gender-aware policy evaluation of public expenditure by sector
- Gender-aware budget (expenditure) statement
- Gender-disaggregated analysis of budget on time use³¹

b) Current status

By 2006, almost 60 gender budget initiatives had been implemented worldwide.

c) Uses of gender budgeting

- To track how government budgets affect women in the unpaid and care economies. Although a significant generator of wealth, welfare and growth, the economic contribution of unpaid work remains unrecognised by the mainstream financial system. Yet changes in the paid economy inevitably have impacts on the unpaid economy – and vice versa. Failure to account for the impact of women's caring role and unpaid economic work is often a significant factor in the poor design and delivery of basic services to women.
- As instruments for accountability to women. The low level of implementation of government policy commitments to gender equality and women is largely due to the failure to allocate the resources needed.
- To enable women to track the links, or lack of them, from the political commitment through the national budget process to disbursement and implementation on the ground.

d) Potential for measuring gender-sensitive delivery of basic services

Sex-disaggregated data and indicators are essential for gender budgeting. Such data not only enable women to track the gendered impact of the budget, but also enable the government and budget agencies to improve their analysis of policies, revenues and expenditures, and programmes in order to design more effective and efficient programmes.

Gender-sensitive delivery of basic services has been a primary focus of gender-responsive budgeting at the local level in both developed³² and developing countries.

The provision of police and justice services, as well as counselling and protection services, to address violence against women has been a target of gender budgeting in several countries.

NOTES

15 [www.ophi.org.uk]

16 Diprose, Rachael. 2008. "Safety and Security: A Proposal for Internationally Comparable Indicators of Violence." OPHI Working Paper Series. University of Oxford, Oxford.

17 Samman, Emma. 2007. "Psychological and Subjective Well-being: A Proposal for Internationally Comparable Indicators." OPHI Working Paper Series. University of Oxford, Oxford.

18 Ibrahim, Solava and Sabina Alkire. 2007. "Agency & Empowerment: A Proposal for Internationally Comparable Indicators." OPHI Working Paper Series. University of Oxford, Oxford.

19 Zavaleta, Diego. 2007. "The Ability to Go About Without Shame: A Proposal for Internationally Comparable Indicators." OPHI Working Paper Series. University of Oxford, Oxford.

20 Ibrahim, Solava and Sabina Alkire. 2007. "Agency & Empowerment: A Proposal for Internationally Comparable Indicators." OPHI Working Paper Series. University of Oxford, Oxford.

21 Ibrahim, Solava and Sabina Alkire. 2007. "Agency & Empowerment: A Proposal for Internationally Comparable Indicators." OPHI Working Paper Series. University of Oxford, Oxford: 10.

22 Diprose, Rachael. 2008. "Safety and Security: A Proposal for Internationally Comparable Indicators of Violence." OPHI Working Paper Series. University of Oxford, Oxford: 85.

23 Glick, Peter, Rumki Saha and Stephen D. Younger. 2004. *Integrating Gender into Benefit Incidence and Demand Analysis*. Cornell University Food and Nutrition Policy Program, Ithaca: iii-iv.

24 Amelga, Misgana. 2003. *Identifying Gender Issues Using the Beneficiary Assessment Approach: A Guide for Practitioners*. World Bank, Washington, DC.

25 [http://www.abs.gov.au/AUSSTATS/abs@.nsf/Lookup/4153.0Explanatory%20Notes12006?OpenDocument]

26 Personal communication, Dr Chona Echavez

27 [http://www.timeuse.org/information/studies/]


28 Australian Bureau of Statistics. 2006. *How Australians Use Their Time, 2006*. Publication 4153.0.: Explanatory notes [http://unstats.un.org/unsd/methods/timeuse/tus-resource.htm]

29 UNDP Gendernet: E-discussion on unpaid work, gender and the care economy: Phase 1: Setting the Stage; Phase 2: Data, analysis, and methodology; and Phase 3: Policy and operational issues

30 ADB, Technical Assistance for Making Resource Allocation Pro-poor and Participatory in the Pacific, June 2004: 2 [http://www.adb.org/Documents/TACRs/REG/37670-REG-TCR.pdf]

31 [http://www.thecommonwealth.org/Internal/140824/33906/papers/];[http://www.gender-budgets.org]

32 See for example, [http://www.lgiu.gov.uk/module1-detail.jsp?section=what_we_do_lgiu&id=54]



Chapter 6
*Mapping of Measurement
Tools from a Gender-Sensitive
Perspective*

A. Key to Mapping

Indicator sets have been categorized as follows	
Gender-related datasets and assessments	Primary or secondary compilations of indicators that are entirely gender-related, derived from national and/or international surveys or facts, or from surveys of experts or the public. Gender-related entries may be governance-related directly or indirectly; they may also be purely economic or technical and less governance-related.
Governance-related datasets and assessments	Indicators with no specific gender-related focus; may be primary or secondary compilations and derived from national/international surveys, surveys of experts or stakeholders, or representative surveys of public opinion
Methods and frameworks for generating data	Toolkits that have been developed to guide primary compilation of indicators

All indicator sets include the following fields, as explained below:

Name of the source
Producer: The individual or organization that produced the source
Web access: Website representing the indicators, including links to accessible findings and other information.

Stated purpose	The purpose that the final indicator set is intended to serve, as stated by the producing organization
Country coverage	Countries where it has been implemented to date
Time coverage	Frequency and latest release if relevant; original launch date
Target users	Whom the implementing organization is intending to reach, and for what use. Examples of target users would be <i>civil society organizations that require evidence for why reform is necessary, or governmental reformers seeking to prioritize critical areas for reform</i>
Data type	A description of the type of data that are presented, such as whether it is a primary or secondary compilation of indicators, where the indicators are derived from (e.g. national surveys, surveys of public or expert opinion, etc.), and whether qualitative information is included. An example data type would be <i>secondary compilation of indicators derived from international surveys</i>

Measurement focus	How many indicators are generated and how they are categorized by the producing organization. If all or none are explicitly gender-related, this is noted here. If only specific indicators are gender-related, examples are given	
Examples of Indicators	<i>Political power</i>	• Extent of representation and/or participation in governmental processes and decision making, e.g. <i>representation in parliament</i>
	<i>Economic power</i>	• Extent of participation in national economic activity, e.g. <i>employment or labor force participation</i>
	<i>Service delivery</i>	• Evaluation of outputs of service delivery, e.g. <i>percentage of women receiving pre-natal health care</i>
	<i>Accountability, transparency and corruption</i>	• Extent of governmental accountability, transparency and corruption, e.g. <i>independent audit of governmental activity, publication of governmental budgets, bribes paid to authorities</i>
	<i>Access to justice</i>	• Extent of target population's access to the court system and other justice institutions, e.g. <i>ability of poor to afford representation in court</i>
	<i>Police and security</i>	• Evaluation of performance of police force and broader safeguarding of public security, e.g. <i>prevalence of violence against women, crime levels, confidence in police services</i>
	<i>Registration services</i>	• Evaluation of registration services provided, e.g. <i>issuing of identity cards, marriage registration, issuing of credit for small businesses</i>

Data sources and collection	<i>Data sources</i>	Where the data comes from, what type of data, who provides it
	<i>Data gatherers</i>	Who collects or compiles the data from the sources listed above, in preparation for publication

Gender sensitivity	<i>Disaggregated by sex</i>	Whether data are sex-disaggregated
	<i>Sex specific</i>	Whether data are specifically targeted at women or men, e.g. <i>indicators on female participation in the workforce</i>
	<i>Implicitly gendered</i>	Whether data are of particular relevance to women or men, although no explicit reference is made to sex or gender issues, e.g. <i>indicators on pre-natal care, access to services that predominantly serve women such as water, infant mortality rates</i>
	<i>Chosen by women</i>	Whether data have been chosen by women and reflect differences in men's and women's preferences and priorities, e.g. <i>explicit female participation in development of indicators</i>
	<i>Explicitly gendered</i>	Overall judgment of the extent to which a specific intentional effort has been made to define and collect gender-sensitive data, including a range of data that systematically address the previous four types of gender sensitivity, such that the needs of women/girls and men/boys are equally met
Participatory nature for governance assessment cycle	<ul style="list-style-type: none"> • <i>Participation in method development</i>: Whether stakeholders with key interests in the outcomes of the indicators were consulted in the process of developing the original method, e.g. <i>focus groups with the public, or participation of representatives of key civil society groups</i> • <i>Participation in data collection and analysis</i>: Role of key stakeholders in collection of data, e.g. <i>focus groups with public were convened to review collected data, or primary information collected from stakeholders in the form of a survey</i> • <i>External validation</i>: What form of review of results took place before publication by any group other than the implementing organization and the data gatherers, e.g. <i>advisory committee review</i> • <i>Accessibility of findings</i>: What data are made public and where they can be found, e.g. <i>composite indicators but no raw data are published on website</i> • <i>Local contextualization</i>: Whether data definitions are determined locally, thus using concepts that are most relevant at the local level, as opposed to being set outside the country by international statistical standards (e.g. ILO standards) or international survey bodies (e.g. Gallup International), which maximizes comparability, e.g. <i>centrally determined framework that is adapted in each country where it is implemented, or an entirely locally developed method</i> • <i>Link to development plans</i>: Whether the data are specifically intended for use in an action plan, either designed by the implementing organization or other stakeholders 	

*This mapping is based on website information of the individual or organization that produced the source. These websites were accessed between September 2008 and January 2009.

B. Gender-related Datasets and Assessments

African Gender and Development Index

UN Economic Commission for Africa

Web access: http://www.uneca.org/eca_programmes/acgd/Publications/AGDI_book_final.pdf

Stated purpose	To map the extent of gender inequality in Africa and assess government performance
Country coverage	Benin, Burkina Faso, Cameroon, Egypt, Ethiopia, Ghana, Madagascar, Mozambique, South Africa, Tanzania, Tunisia, Uganda
Time coverage	Piloted in 2004
Target users	Policy makers, civil society and donors seeking to intervene in weak areas, especially for development planning.
Data type	Primary compilation of indicators derived from surveys of expert opinion as well as calculations based on data from national surveys

Measurement focus	The index has two parts. The Gender Status Index is based on three blocks: social power, economic power and political power. The African Women's Progress Scoreboard is composed of four blocks: women's rights (CEDAW and the draft Women's Protocol of the African Charter of Human and People's Rights); social power (capabilities); economic power (opportunities); political power (the ability to influence decision-making). All are explicitly gender-related	
Examples of Indicators	<i>Political power</i>	<ul style="list-style-type: none"> Members of parliament Senior positions in trade unions Support for women's quota and affirmative action Gender mainstreaming in all departments
	<i>Economic power</i>	<ul style="list-style-type: none"> Wages in formal sector Income from informal enterprise Freedom to dispose of own income
	<i>Service delivery</i>	<ul style="list-style-type: none"> School enrolment rate Ability to read and write Maternal mortality
	<i>Police and security</i>	<ul style="list-style-type: none"> Domestic violence Rape Sexual harassment Traffic in women

Data sources and collection	<i>Data sources</i>	Desk research including national data, and government interviews
	<i>Data gatherers</i>	Local research organizations
Gender sensitivity	<i>Disaggregated by sex</i>	Yes, for all relevant data
	<i>Sex specific</i>	Some data are women specific
	<i>Implicitly gendered</i>	Some data, e.g. rape and domestic violence
	<i>Chosen by women</i>	Expert surveys are not explicitly gender-sensitive, but include women
	<i>Explicitly gendered</i>	Partially: a wide range of disaggregated indicators that address many different topics of relevance to women, but no process at the local level to reflect gender differences in indicator selection and collection

Participatory nature for governance assessment cycle	<ul style="list-style-type: none"> Participation in method development: involvement of a wide range of stakeholders, including statisticians, economists, gender and development specialists and social development practitioners Participation in data collection and analysis: review includes government, CSOs and researchers to support broad ownership External validation: review by a panel of statisticians, economists and gender specialists Accessibility of findings: method is available on the internet; while full results were to be published in 2005, they are not accessible by internet Local contextualization: none, standard questionnaire across countries Link to development plans: none
---	---

Gender Empowerment Measure (GEM)

UNDP

Web access: http://hdr.undp.org/en/statistics/indices/gdi_gem/

Stated purpose	To highlight the status of women
Country coverage	93 countries worldwide
Time coverage	Annually since 1995
Target users	Government, civil society, donors, etc., for advocacy and monitoring tools for gender-related human development analysis and policy discussions
Data type	Primary compilation of indicators derived from calculations based on data from international surveys

Measurement focus	The extent to which women and men are able to actively participate in economic and political life and take part in decision-making. The GEM provides a single score calculated from the following: Seats in parliament held by women; Female legislators, senior officials and managers; Female professional and technical workers; Ratio of estimated female to male earned income.
--------------------------	--

Data sources and collection	<i>Data sources</i>	UN, ILO, Inter-Parliamentary Union, World Bank statistics
	<i>Data gatherers</i>	UNDP staff
Gender sensitivity	<i>Disaggregated by sex</i>	No, but underlying data are disaggregated
	<i>Sex specific</i>	Yes
	<i>Implicitly gendered</i>	No
	<i>Chosen by women</i>	No
	<i>Explicitly gendered</i>	Partially: while only a single indicator is presented, it presents an effective measure of the status of women; however no process at the local level to reflect gender differences in indicator selection and collection

Participatory nature for governance assessment cycle	<ul style="list-style-type: none"> Participation in method development: none Participation in data collection and analysis: none External validation: none Accessibility of findings: all raw data and scores available through an interactive website Local contextualization: none Link to development plans: none
---	--

Gender Equity Index

Social Watch

Web access: http://www.socialwatch.org/en/avancesyRetrocesos/IEG_2008/index.htm

Stated purpose	To contribute to the understanding of gender-based inequities and to monitor the status and its evolution
Country coverage	157 countries
Time coverage	Since 2004, latest release 2008
Target users	Not specified
Data type	Primary compilation of indicators derived from calculations based on data from international surveys

Measurement focus	The gap between women and men in 3 dimensions with a total of 10 indicators. The 3 dimensions are empowerment, economic activity, and education. All are explicitly gender-related	
All Indicators	Political power	<ul style="list-style-type: none"> • % of women in technical positions • % of women in management and government positions • % of women in parliaments • % of women in ministerial posts
	Economic power	<ul style="list-style-type: none"> • Economic activity rate gap (female rate as % of male rate, aged 15 and older) • Ratio of estimated female to male earned income
	Service delivery	<ul style="list-style-type: none"> • Literacy rate gap • Primary school enrolment rate gap • Secondary school enrolment rate gap • Tertiary education enrolment rate gap

Data sources and collection	<i>Data sources</i>	Internationally available comparable data
	<i>Data gatherers</i>	Social Watch staff
Gender sensitivity	<i>Disaggregated by sex</i>	Yes, for all relevant data
	<i>Sex specific</i>	Many data are women specific
	<i>Implicitly gendered</i>	None
	<i>Chosen by women</i>	None
	<i>Explicitly gendered</i>	Partially: a range of topics is covered in a limited number of indicators that present an effective measure of gender-based inequities, but no process at the local level to reflect gender differences in indicator selection and collection
Participatory nature for governance assessment cycle	<ul style="list-style-type: none"> • Participation in method development: none • Participation in data collection and analysis: none • External validation: none • Accessibility of findings: all indicator scores available on website • Local contextualization: none • Link to development plans: none 	

Gender Info

UN Statistics Division

Web access: <http://unstats.un.org/unsd/demographic/products/genderinfo/default.htm>

Stated purpose	To shed light on gender issues through customizable tables, graphs and maps
Country coverage	More than 200 countries
Time coverage	Latest release 2007
Target users	Governments, international organizations, advocacy groups, researchers and others in need of statistics for planning, analysis, advocacy and awareness-raising
Data type	Secondary compilation of indicators derived from international and national surveys

Measurement focus	More than 250 indicators in the areas of education, families, health and nutrition, population, public life and decision-making, and work. All are explicitly gender-related	
Examples of Indicators	<i>Political power</i>	<ul style="list-style-type: none"> • Parliamentary seats in single or lower chamber by sex • Parliamentary seats in upper house or senate by sex • Women's share of parliamentary seats in single or lower chamber • Women's share of parliamentary seats in upper house or senate
	<i>Economic power</i>	<ul style="list-style-type: none"> • Employment to population ratio by age and sex • Labor force participation rate by age and sex • Percent own-account workers by sex • Share of youth unemployed in total unemployed by sex
	<i>Service delivery</i>	<ul style="list-style-type: none"> • Education: Enrolment in primary education by sex, Expected gross primary graduation ratio by sex, Gender parity index for literacy rate • Health: Ante-natal care coverage, Maternal mortality ratio, Under-5 mortality rate by sex

Data sources and collection	<i>Data sources</i>	UN agencies, national statistics offices
	<i>Data gatherers</i>	United Nations Statistics Division in collaboration with UNICEF and the United Nations Population Fund
Gender sensitivity	<i>Disaggregated by sex</i>	Yes, for all relevant data
	<i>Sex specific</i>	Some data are women specific
	<i>Implicitly gendered</i>	Some data, e.g. Ante-natal care
	<i>Chosen by women</i>	None
	<i>Explicitly gendered</i>	Partially: a wide range of disaggregated indicators that address many different topics of relevance to women, but no process at the local level to reflect gender differences in indicator selection and collection
Participatory nature for governance assessment cycle	<ul style="list-style-type: none"> • Participation in method development: none • Participation in data collection and analysis: none • External validation: none • Accessibility of findings: all raw data available through an interactive website • Local contextualization: none • Link to development plans: none 	

Gender Law Library

World Bank

Web access: <http://www.doingbusiness.org/elibrarydata/elibrary.aspx?libID=1>

Stated purpose	To facilitate comparative analysis of legislation, to serve as a resource for research, and to contribute to reforms that can enhance women's full economic participation	
Country coverage	181 countries	
Time coverage	Ongoing; launched 2008	
Target users	Governments, civil society, and researchers seeking a better picture of the legal framework shaping a woman's ability to do business	
Data type	Primary compilation of national legal provisions derived from national information	
Measurement focus	Legal provisions in 4 categories (gender equality, family and inheritance law, labor law, restrictions), which comprise 6 doing business categories (starting a business, getting credit, property rights, enforcing contracts, paying taxes, employing women). All are explicitly gender-related.	
Examples of Indicators	<i>Economic power</i>	<ul style="list-style-type: none"> • Equal pay • Employing women
	<i>Access to Justice</i>	<ul style="list-style-type: none"> • Legal capacity
	<i>Registration services</i>	<ul style="list-style-type: none"> • Getting credit
Data sources and collection	<i>Data sources</i>	Constitutions and other legal provisions, local civil society organizations, governmental sources
	<i>Data gatherers</i>	World Bank Doing Business staff
Gender sensitivity	<i>Disaggregated by sex</i>	N/A
	<i>Sex specific</i>	Many data are women specific
	<i>Implicitly gendered</i>	Some data, e.g. Child care
	<i>Chosen by women</i>	None
	<i>Explicitly gendered</i>	Partially: a wide range of legal provisions that address many different topics of relevance to women, but no process at the local level to reflect gender differences in indicator selection and collection
Participatory nature for governance assessment cycle	<ul style="list-style-type: none"> • Participation in method development: none • Participation in data collection and analysis: none • External validation: none • Accessibility of findings: all data available through an interactive website • Local contextualization: none • Link to development plans: none 	

Gender-related Development Index (GDI)

UNDP

Web access: http://hdr.undp.org/en/statistics/indices/gdi_gem/

Stated purpose	To highlight the status of women	
Country coverage	157 countries	
Time coverage	Annually since 1995	
Target users	Government, civil society, donors, etc. for advocacy and monitoring tools for gender-related human development analysis and policy discussions	
Data type	Primary compilation of indicators derived from calculations based on data from international surveys	
Measurement focus	Inequality in achievement between women and men. The GDI provides a single score calculated from the following: life expectancy at birth; adult literacy rate; combined gross enrolment ratio for primary, secondary and tertiary education; estimated earned income	
Data sources and collection	<i>Data sources</i>	UN, World Bank statistics
	<i>Data gatherers</i>	UNDP staff
Gender sensitivity	<i>Disaggregated by sex</i>	No, but underlying data are disaggregated
	<i>Sex specific</i>	Yes
	<i>Implicitly gendered</i>	No
	<i>Chosen by women</i>	No
	<i>Explicitly gendered</i>	Partially: while only a single indicator is presented, it presents an effective measure of the status of women; however no process at the local level to reflect gender differences in indicator selection and collection
Participatory nature for governance assessment cycle	<ul style="list-style-type: none"> • Participation in method development: none • Participation in data collection and analysis: none • External validation: none • Accessibility of findings: all raw data and scores available through an interactive website • Local contextualization: none • Link to development plans: none 	

Gender Statistics

UN Economic Commission for Latin America and the Caribbean (ECLAC)

Web access: <http://www.eclac.org/estadisticas/bases/default.asp?idioma=IN>

Stated purpose	To analyze the socio-economic reality as well as to support diverse decision-making processes
Country coverage	41 countries in Latin America and the Caribbean
Time coverage	Ongoing
Target users	Not specified
Data type	Secondary compilation of indicators derived from national surveys

Measurement focus	More than 100 indicators in 2 sets of statistics: general and Beijing. General statistics include women in power and decision-making, gender and poverty, employment, etc. Beijing statistics are based on the issues covered in the Beijing Declaration. All are explicitly gender-related	
Examples of General Statistics Indicators	<i>Political power</i>	<ul style="list-style-type: none"> • Proportion of seats held by women in parliament
	<i>Economic power</i>	<ul style="list-style-type: none"> • Rate of participation in economic activity • Structure of urban employed population • Urban population employed in low productivity sectors
	<i>Service delivery</i>	<ul style="list-style-type: none"> • Education: literacy rate, school attendance, years of schooling completed, etc. • Sexual and reproductive health: maternal mortality, births attended by skilled professional, contraceptive prevalence
Examples of Beijing Statistics Indicators	<i>Political power</i>	<ul style="list-style-type: none"> • Women in parliament • Ministers by sex • Members of local government by sex
	<i>Economic power</i>	<ul style="list-style-type: none"> • Total employment • Hours worked by occupation • Rate of participation in the economy • Percentage of women economically active
	<i>Service delivery</i>	<ul style="list-style-type: none"> • Education: literacy rate, school attendance, years of schooling completed, etc. (less complete than the general statistics) • Sexual and reproductive health: maternal mortality, births attended by skilled professional, contraceptive prevalence • Health: life expectancy, mortality rate in childhood
	<i>Accountability, transparency and corruption</i>	<ul style="list-style-type: none"> • Number of women in director posts at TV channels and national daily newspapers out of the total director posts in these media
	<i>Police and security</i>	<ul style="list-style-type: none"> • Rate of sexual violence against girls with a relation to the aggressor • Rate of sexual violence against girls whose aggressor is their partner • Physical violence against women by age and type of aggression • Emotional violence against women by a partner • Sexual violence against women by relation with the aggressor • Femicide

Data sources and collection	<i>Data sources</i>	Governmental agencies and international agencies, systematized and documented by ECLAC
	<i>Data gatherers</i>	ECLAC staff
Gender sensitivity	<i>Disaggregated by sex</i>	Yes, for all relevant data
	<i>Sex specific</i>	Many data are women specific
	<i>Implicitly gendered</i>	Some data, e.g. Births attended by skilled professional
	<i>Chosen by women</i>	None
	<i>Explicitly gendered</i>	Partially: a wide range of disaggregated indicators that address many different topics of relevance to women, but no process at the local level to reflect gender differences in indicator selection and collection
Participatory nature for governance assessment cycle	<ul style="list-style-type: none"> • Participation in method development: none • Participation in data collection and analysis: none • External validation: none • Accessibility of findings: all data available through an interactive website • Local contextualization: none • Link to development plans: none 	

Gender Statistics

UN Economic and Social Commission for Western Asia (ESCWA)

Web access: <http://esis.escwa.org.lb/>

Stated purpose	To maintain databases in specialized fields of social statistics that are gathered from national and international sources	
Country coverage	22 countries in the Middle East and North Africa	
Time coverage	Ongoing	
Target users	Not specified	
Data type	Secondary compilation of indicators derived from national surveys	

Measurement focus	Seven indicators on women's political participation	
Examples of Indicators	<i>Political power</i>	<ul style="list-style-type: none"> • No. of seats in parliament held by women • No. of women holding ministerial positions • % of seats in upper house held by women

Data sources and collection	<i>Data sources</i>	Governmental statistics
	<i>Data gatherers</i>	ESCWA staff
Gender sensitivity	<i>Disaggregated by sex</i>	Not applicable
	<i>Sex specific</i>	All data for women only
	<i>Implicitly gendered</i>	None
	<i>Chosen by women</i>	None
	<i>Explicitly gendered</i>	Partially: indicators are disaggregated and relevant to women but do not represent the range of topics that could apply in this context
Participatory nature for governance assessment cycle	<ul style="list-style-type: none"> • Participation in method development: none • Participation in data collection and analysis: none • External validation: none • Accessibility of findings: all data available through an interactive website • Local contextualization: none • Link to development plans: none 	

"Gender" Statistics

UN Economic Commission for Europe (UNECE)

Web access: <http://w3.unece.org/pxweb/database/stat/Gender.stat.asp>

Stated purpose	To provide relevant, timely and harmonized statistics for gender policy analysis for all countries of the UNECE region, and to provide a comprehensive framework on gender-relevant issues and statistical indicators that provides guidance to countries in establishing national frameworks
Country coverage	52 countries in Europe, Central Asia and North America
Time coverage	Ongoing
Target users	Not specified
Data type	Secondary compilation of indicators derived from national surveys

Measurement focus	More than 60 indicators on economic and social issues related to women, including work & the economy, education, public life & decision making, health, crime & violence. All are explicitly gender-related	
Examples of Indicators	<i>Political power</i>	<ul style="list-style-type: none"> Members of parliament Government ministers Judges Journalists Heads of universities
	<i>Economic power</i>	<ul style="list-style-type: none"> Labor force Employment by activity Employment rate by age Unemployment by age
	<i>Service delivery</i>	<ul style="list-style-type: none"> Education: enrollment, educational attainment, level of education, field of study, teachers, life-long learners Health: life expectancy, infant mortality, smokers, level of body mass index
	<i>Police and security</i>	<ul style="list-style-type: none"> No. of victims of crime No. of persons convicted No. of convictions No. of men convicted for rape and attempted rape No. of prisoners

Data sources and collection	<i>Data sources</i>	National and international official sources
	<i>Data gatherers</i>	UNECE staff
Gender sensitivity	<i>Disaggregated by sex</i>	Yes, for all data
	<i>Sex specific</i>	None
	<i>Implicitly gendered</i>	Some, e.g. rape convictions
	<i>Chosen by women</i>	None
	<i>Explicitly gendered</i>	Partially: a wide range of disaggregated indicators that address many different topics of relevance to women, but no process at the local level to reflect gender differences in indicator selection and collection

Participatory nature for governance assessment cycle	<ul style="list-style-type: none"> Participation in method development: none Participation in data collection and analysis: none External validation: none Accessibility of findings: all data available through an interactive website Local contextualization: none Link to development plans: none
---	---

GenderStats

World Bank

Web access: <http://genderstats.worldbank.org/home.asp>

Stated purpose	To provide an electronic database of gender statistics and indicators designed with user-friendly, menu-driven features.
Country coverage	203 countries
Time coverage	Ongoing
Target users	Not specified
Data type	Secondary compilation of indicators derived from national and international surveys

Measurement focus	Indicators on poverty (capabilities & human capital, opportunity, empowerment, vulnerability); basic demographic; human development (education, health & nutrition, population dynamics); labor force; political participation. All are explicitly gender-related	
All Relevant Indicators	<i>Political power</i>	<ul style="list-style-type: none"> Women in parliament Women in ministerial level positions Women in local governments
	<i>Economic power</i>	<ul style="list-style-type: none"> Labor force Employment status Contributing family workers Female wages Unemployment rates
	<i>Service delivery</i>	<ul style="list-style-type: none"> Education: public expenditure on education, expenditure per student, female teachers, female pupils, gross enrollment rate, net enrollment rate, number of unenrolled children, progression to grade 5, primary completion rates, expected years of schooling, youth literacy rate Health: life expectancy at birth, child malnutrition-weight for age, child immunization rate, child mortality rate, maternal mortality rate, adolescent fertility rate, birth attended by skilled health staff, maternal leave benefits
	<i>Police and security</i>	<ul style="list-style-type: none"> Prevalence of physical violence against women by an intimate partner

Data sources and collection	<i>Data sources</i>	National statistics, United Nations databases and World Bank-conducted or funded surveys
	<i>Data gatherers</i>	World Bank staff
Gender sensitivity	<i>Disaggregated by sex</i>	Yes, when available
	<i>Sex specific</i>	Some data are women specific
	<i>Implicitly gendered</i>	Some data, e.g. Births attended by skilled health staff
	<i>Chosen by women</i>	None
	<i>Explicitly gendered</i>	Partially: a wide range of disaggregated indicators that address many different topics of relevance to women, but no process at the local level to reflect gender differences in indicator selection and collection

Participatory nature for governance assessment cycle	<ul style="list-style-type: none"> Participation in method development: none Participation in data collection and analysis: none External validation: none Accessibility of findings: all data available through an interactive website Local contextualization: none Link to development plans: none
---	---

Gender, Institutions and Development Data Base

OECD

Web access: http://www.oecd.org/document/16/0,3343,en_2649_33935_39323280_1_1_1_1,00.html

Stated purpose	To provide a tool for researchers and policy makers to determine and analyze obstacles to women's economic development
Country coverage	161 countries
Time coverage	Ongoing, launched 2006
Target users	Researchers and policy makers interested in women's economic development
Data type	Secondary compilation of indicators derived from international surveys

Measurement focus	60 indicators on gender discrimination	
Examples of Indicators	<i>Political power</i>	<ul style="list-style-type: none"> • Women in parliament • Female legislators, senior officials and managers • Year women received right to vote
	<i>Economic power</i>	<ul style="list-style-type: none"> • Women's access to land • Women's access to bank loans • Nonagricultural wage-employment
	<i>Service delivery</i>	<ul style="list-style-type: none"> • Births attended by skilled health personnel (as % of total) • Net primary enrolment, female
	<i>Police and security</i>	<ul style="list-style-type: none"> • Female genital mutilation • Violence against women • Missing women

Data sources and collection	<i>Data sources</i>	World Bank, ILO, WHO, UNDP indicators, civil society organizations, donors
	<i>Data gatherers</i>	OECD staff
Gender sensitivity	<i>Disaggregated by sex</i>	Yes, for nearly all relevant data
	<i>Sex specific</i>	Many data are women specific
	<i>Implicitly gendered</i>	Some data, e.g., births attended by skilled personnel
	<i>Chosen by women</i>	None
	<i>Explicitly gendered</i>	Partially: a wide range of disaggregated indicators that address many different topics of relevance to women, but no process at the local level to reflect gender differences in indicator selection and collection

Participatory nature for governance assessment cycle	<ul style="list-style-type: none"> • Participation in method development: none • Participation in data collection and analysis: none • External validation: sources are checked against each other when possible • Accessibility of findings: all data available through an interactive website • Local contextualization: none • Link to development plans: none
---	---

Gender, Poverty and Environmental Indicators on African Countries

African Development Bank (ADB)

Web access: http://www.afdb.org/portal/page?_pageid=473,18884240&_dad=portal&_schema=PORTAL

Stated purpose	To provide information on the broad development trends relating to gender, poverty and environmental issues
Country coverage	53 African countries
Time coverage	Latest release 2008
Target users	Not specified
Data type	Mostly secondary compilation of indicators derived from national and international surveys, with some primary statistical estimates

Measurement focus	Indicators on women, poverty and the environment. More than 40 on gender issues	
Examples of Indicators	<i>Political power</i>	<ul style="list-style-type: none"> • Women in parliament • Women in government, administrators and managers
	<i>Economic power</i>	<ul style="list-style-type: none"> • Labor force participation rate • Women's share of labor force
	<i>Service delivery</i>	<ul style="list-style-type: none"> • Health: Women living with HIV/AIDS, births attended by trained health staff, maternal mortality rates, life expectancy • Education: School life expectancy, primary school intake rate, adult literacy

Data sources and collection	<i>Data sources</i>	International sources such as the World Bank and the United Nations, data obtained from regional member countries and estimates made by the ADB Statistics Department
	<i>Data gatherers</i>	ADB staff

Gender sensitivity	<i>Disaggregated by sex</i>	Yes, for some indicators
	<i>Sex specific</i>	Some data are women specific
	<i>Implicitly gendered</i>	Some data, e.g., births attended by trained staff
	<i>Chosen by women</i>	None
	<i>Explicitly gendered</i>	Partially: wide range of indicators on gender issues, but gender-related indicators are segregated from others and no process at the local level to reflect gender differences in indicator selection and collection

Participatory nature for governance assessment cycle	<ul style="list-style-type: none"> • Participation in method development: none • Participation in data collection and analysis: none • External validation: none • Accessibility of findings: data published on website • Local contextualization: none • Link to development plans: none
---	---

Global Database of Quotas for Women

IDEA and Stockholm University

Web access: <http://www.quotaproject.org/>

Stated purpose	To produce comparative knowledge and resources on the implementation and impact of electoral quotas
Country coverage	99 countries with quotas worldwide
Time coverage	Ongoing since 2005
Target users	Researchers on the use and consequences of electoral quotas
Data type	Primary compilation of indicators and qualitative data derived from national facts as well as secondary compilation derived from international surveys

Measurement focus	Information on the following: constitutional quota for national parliaments; election law quota regulation, national parliament; constitutional or legislative quota, sub-national level; political party quota for electoral candidates. All are explicitly gender-related
--------------------------	---

Data sources and collection	<i>Data sources</i>	Constitutions and electoral laws, parliamentary websites and political party websites, the Inter-Parliamentary Union, international databases
	<i>Data gatherers</i>	IDEA and Stockholm University staff
Gender sensitivity	<i>Disaggregated by sex</i>	Not applicable
	<i>Sex specific</i>	All are women specific, as they relate to quotas for women
	<i>Implicitly gendered</i>	None
	<i>Chosen by women</i>	None
	<i>Explicitly gendered</i>	Partially: while indicators are limited to a specific topic, they fill a specific and necessary niche of relevance to women; however no process at the local level to reflect gender differences in indicator selection and collection

Participatory nature for governance assessment cycle	<ul style="list-style-type: none"> • Participation in method development: none • Participation in data collection and analysis: none • External validation: data checked by IDEA • Accessibility of findings: all data available on website • Local contextualization: none • Link to development plans: none
---	---

Global Gender Gap Index

World Economic Forum

Web access: <http://www.weforum.org/en/initiatives/gcp/Gender%20Gap/index.htm>

Stated purpose	To create greater awareness among a global audience of the challenges posed by gender gaps and the opportunities created by reducing them, and to serve as a catalyst for change by providing policy-makers with a snapshot of their country's relative strengths and weaknesses of their country's performance compared to that of other nations
Country coverage	128 countries worldwide
Time coverage	Latest 2007; began 2006 but calculated back to 2000
Target users	Policy-makers interested in reform to improve gender equality
Data type	Primary compilation of indicators derived from calculations based on data from international surveys, accompanied by qualitative reports

Measurement focus	4 subindexes composed of 14 different indicators. The subindexes are economic participation and opportunity, educational attainment, political empowerment and health and survival. All are explicitly gender-related	
All Indicators	<i>Political power</i>	<ul style="list-style-type: none"> • Ratio: females with seats in parliament over male value • Ratio: females at ministerial level over male value • Ratio: number of years of a female head of state (last 50 years) over male value • Ratio: female legislators, senior officials and managers over male value
	<i>Economic power</i>	<ul style="list-style-type: none"> • Ratio: female labour force participation over male value • Wage equality between women and men for similar work • Ratio: estimated female earned income over male value • Ratio: female professional and technical workers over male value
	<i>Service delivery</i>	<ul style="list-style-type: none"> • Ratio: female healthy life expectancy over male value • Sex ratio at birth (converted to female over male ratio) • Ratio: female literacy rate over male value • Ratio: female net primary level enrolment over male value • Ratio: female net secondary level enrolment over male value • Ratio: female gross tertiary level enrolment over male value

Data sources and collection	<i>Data sources</i>	International data sources
	<i>Data gatherers</i>	WEF staff
Gender sensitivity	<i>Disaggregated by sex</i>	Yes, underlying data are disaggregated
	<i>Sex specific</i>	None
	<i>Implicitly gendered</i>	None
	<i>Chosen by women</i>	None
	<i>Explicitly gendered</i>	Partially: a wide range of disaggregated indicators that address many different topics of relevance to women, but no process at the local level to reflect gender differences in indicator selection and collection

Participatory nature for governance assessment cycle	<ul style="list-style-type: none"> • Participation in method development: none • Participation in data collection and analysis: none • External validation: none • Accessibility of findings: four sub-index scores and underlying data are published on website • Local contextualization: none • Link to development plans: none
---	--

International Violence Against Women Survey

European Institute for Crime Prevention and Control (HEUNI)

Web access: <http://www.heuni.fi/12859.htm>

Stated purpose	To assess the level of victimisation of women in a number of countries world-wide, on a repeatable basis, and to provide novel inputs for the development of specific criminal justice approaches
Country coverage	Australia, China (Hong Kong), Costa Rica, the Czech Republic, Denmark, Greece, Italy, Mozambique, Poland, Philippines and Switzerland
Time coverage	Published in 2007, pilot in 2001-2002
Target users	Media, academics and policymakers to launch a firmly grounded public debate and take action on the causes, consequences and the aftercare of violence against women in the society
Data type	Primary compilation of indicators derived from surveys of public opinion

Measurement focus	An international, comparative survey that interviews random samples of women about their experiences with male violence. Questions on experienced violence, consequences of violence, and background information. Case details include topics such as possible injuries, need of medical care, reporting (or not reporting) to the police, and the respondent's views on how her voice was heard
--------------------------	--

Data sources and collection	<i>Data sources</i>	A representative sample, plus a sample of vulnerable groups such as the homeless and those staying in institutions, hostels and refuges
	<i>Data gatherers</i>	All female trained interviewers with some prior knowledge of issues related to violence against women
Gender sensitivity	<i>Disaggregated by sex</i>	Not applicable
	<i>Sex specific</i>	All data are women specific
	<i>Implicitly gendered</i>	None
	<i>Chosen by women</i>	All female interviewers elicited from all female respondents
	<i>Explicitly gendered</i>	Partially: while indicators are limited to a specific topic, they fill a specific and necessary niche of relevance to women; however no process at the local level to reflect gender differences in indicator selection and collection

Participatory nature for governance assessment cycle	<ul style="list-style-type: none"> Participation in method development: experts from 12 countries plus representatives from international organizations participated in development Participation in data collection and analysis: stakeholders provide the data External validation: reviewed by the international project team consisting of HEUNI, UNODC and Statistics Canada Accessibility of findings: results stored in a database that is not publicly accessible Local contextualization: none Link to development plans: none
---	---

MDG Monitor

United Nations

Web access: <http://www.mdgmonitor.org/goal3.cfm>

Stated purpose	To show how countries are progressing in their efforts to achieve the Millennium Development Goals (MDGs)
Country coverage	130 countries
Time coverage	Ongoing
Target users	Policymakers, development practitioners, journalists, students and others to track progress, learn about countries' challenges and achievements and get the latest news, and support organizations working on the MDGs around the world
Data type	Secondary compilation of indicators derived from UN and national surveys, accompanied by qualitative reports

Measurement focus	More than 40 indicators on all Millennium Development Goals, classified by MDG	
Examples of Indicators	<i>Economic power</i>	<ul style="list-style-type: none"> Employment-to-population ratio Proportion of employed people living below \$1 (PPP) per day Proportion of own-account and contributing family workers in total employment
	<i>Service delivery</i>	<ul style="list-style-type: none"> Net enrolment ratio in primary education Literacy rate of 15-24 year-olds, women and men Proportion of births attended by skilled health personnel Antenatal care coverage
All Gender-related indicators	<ul style="list-style-type: none"> Ratios of girls to boys in primary, secondary and tertiary education Share of women in wage employment in the non-agricultural sector Proportion of seats held by women in national parliament [also Political power] 	

Data sources and collection	<i>Data sources</i>	Existing UN data from the official MDG Indicators database, maintained by the UN Statistics Division, national governments and UNDP country offices
	<i>Data gatherers</i>	UN staff
Gender sensitivity	<i>Disaggregated by sex</i>	Only for literacy and education rates
	<i>Sex specific</i>	Some data are women specific
	<i>Implicitly gendered</i>	Some data, e.g., births attended by skilled personnel
	<i>Chosen by women</i>	None
	<i>Explicitly gendered</i>	Partially: some concern for gender issues, but gender-related indicators are segregated from others and no process at the local level to reflect gender differences in indicator selection and collection
Participatory nature for governance assessment cycle	<ul style="list-style-type: none"> Participation in method development: none Participation in data collection and analysis: national governments provide qualitative information External validation: none Accessibility of findings: data available on website Local contextualization: none Link to development plans: linked to the global effort to the achieve the MDGs 	

“Men and Women” Statistics

UN Economic and Social Commission for Asia and the Pacific (ESCAP)

Web access: <http://www.unescap.org/stat/data/main/goalindicatorarea.aspx>

Stated purpose	To provide objective and independent official statistics	
Country coverage	58 countries in Asia and the Pacific	
Time coverage	Ongoing	
Target users	Not specified	
Data type	Secondary compilation of indicators derived from national surveys	
Measurement focus	6 indicators on economic and political issues for men and women	
All Indicators	<i>Political power</i>	<ul style="list-style-type: none"> Number of seats in national parliament Total women in parliamentary seats
	<i>Economic power</i>	<ul style="list-style-type: none"> Employers, total Employment in non-agriculture Total employment Women wage employment in non-agricultural sector as percentage of total non-agricultural
Data sources and collection	<i>Data sources</i>	Governmental statistics
	<i>Data gatherers</i>	ESCWA staff
Gender sensitivity	<i>Disaggregated by sex</i>	Yes, for all relevant data
	<i>Sex specific</i>	Many data are women specific
	<i>Implicitly gendered</i>	None
	<i>Chosen by women</i>	None
	<i>Explicitly gendered</i>	Partially: indicators are disaggregated and relevant to women but do not represent the range of topics that could apply in this context
Participatory nature for governance assessment cycle	<ul style="list-style-type: none"> Participation in method development: none Participation in data collection and analysis: none External validation: none Accessibility of findings: all data available through an interactive website Local contextualization: none Link to development plans: none 	

Progress of the World's Women

UNIFEM

Web access: <http://www.unifem.org/progress/2008/index.html>

Stated purpose	To provide examples of how women are demanding accountability for action on commitments to promote gender equality and women's rights from national governments, justice and law enforcement systems, employers and service providers, as well as international institutions	
Country coverage	Worldwide	
Time coverage	Published 2008	
Target users	A global audience of those concerned about gender equality and women's rights	
Data type	Secondary compilation of indicators derived from international surveys	
Measurement focus	Statistics in 5 areas: politics, services, markets, justice, aid & security. Statistics are presented in more than 40 graphs. All are explicitly gender-related	
Examples of Indicators	<i>Political power</i>	<ul style="list-style-type: none"> Electoral systems and quotas Women in parliament as compared to type of quota
	<i>Economic power</i>	<ul style="list-style-type: none"> Status in employment Gender pay gap by sector Employment by sector
	<i>Service delivery</i>	<ul style="list-style-type: none"> Lifetime risk of maternal mortality Women's participation in decision-making on her own health
	<i>Access to justice</i>	<ul style="list-style-type: none"> Female judges on Supreme Court Correlation between an enabling legal environment and realisation of women's rights
	<i>Police and security</i>	<ul style="list-style-type: none"> Legislation on sexual harassment and marital rape Female participation in the police force
Data sources and collection	<i>Data sources</i>	International data sources such as the Inter-Parliamentary Union, the WHO, the World Bank, the UN and others
	<i>Data gatherers</i>	UNIFEM staff
Gender sensitivity	<i>Disaggregated by sex</i>	Yes, but not for all relevant data
	<i>Sex specific</i>	Some data are women specific
	<i>Implicitly gendered</i>	Some data, e.g., sexual harassment
	<i>Chosen by women</i>	None
	<i>Explicitly gendered</i>	Partially: a wide range of disaggregated indicators that address many different topics of relevance to women, but no process at the local level to reflect gender differences in indicator selection and collection
Participatory nature for governance assessment cycle	<ul style="list-style-type: none"> Participation in method development: none Participation in data collection and analysis: none External validation: none Accessibility of findings: calculations are presented in graphs on website and in publication form; most data by region or selected countries and raw data not presented, but are sourced Local contextualization: none Link to development plans: linked to the global effort to achieve the MDGs 	

Women in National Parliaments

Inter-Parliamentary Union

Web access: <http://www.ipu.org/wmn-e/classif.htm>

Stated purpose	Not stated
Country coverage	188 countries
Time coverage	Ongoing, last updated 2008
Target users	Not stated
Data type:	Primary compilation of indicators derived from national facts

Measurement focus	Number of seats held by women in national upper and lower houses of parliament, percentage
--------------------------	--

Data sources and collection	<i>Data sources</i>	National parliaments
	<i>Data gatherers</i>	Inter-Parliamentary Union staff
Gender sensitivity	<i>Disaggregated by sex</i>	None, although data for men can be calculated from total number of seats
	<i>Sex specific</i>	All data are women specific
	<i>Implicitly gendered</i>	None
	<i>Chosen by women</i>	None
	<i>Explicitly gendered</i>	Partially: while indicators are limited to a specific topic, they fill a specific and necessary niche of relevance to women; however no process at the local level to reflect gender differences in indicator selection and collection
Participatory nature for governance assessment cycle	<ul style="list-style-type: none"> Participation in method development: none Participation in data collection and analysis: none External validation: none Accessibility of findings: all data available on website Local contextualization: none Link to development plans: none 	

Women's Rights in the Middle East and North Africa

Freedom House

Web access: <http://www.freedomhouse.org/template.cfm?page=383&report=56>

Stated purpose	To highlight the presence of and obstacles to women's rights and freedoms
Country coverage	16 countries and one territory in the Middle East and North Africa
Time coverage	Published 2005
Target users	Women's rights advocates, civil society organizations, media in the Middle East and North Africa and policy makers in the countries addressed in the report who will push for change in women's rights
Data type	Primary compilation of indicators derived from surveys of expert opinion, accompanied by qualitative reports

Measurement focus	5 categories, each containing 9 questions: nondiscrimination and access to justice; autonomy, security, and freedom of the person; economic rights and equal opportunity; political rights and civic voice; social and cultural rights. All are explicitly gender-related	
Examples of Indicators	<i>Political power</i>	<ul style="list-style-type: none"> To what extent are women guaranteed the right to participate in competitive and democratic elections with full and equal suffrage? To what extent are women represented in national government (executive) structures? To what extent do women have the freedom to full and equal participation in civic life issues to influence policies and decision-making?
	<i>Economic power</i>	<ul style="list-style-type: none"> To what extent do women have the right to own and have full and independent use of their land and property? To what extent do women have the freedom to have full and independent use of their income and assets? To what extent can women freely enter into business and economic-related contracts and activities at all levels?
	<i>Service delivery</i>	<ul style="list-style-type: none"> To what extent do women have full and equal access to health services? To what extent are women free to access education at all levels and to be protected from gender-based discrimination within the education system?
	<i>Accountability, transparency and corruption</i>	<ul style="list-style-type: none"> To what extent are women able to participate in and influence media content, including the shaping of women's images in the media?
	<i>Access to justice</i>	<ul style="list-style-type: none"> To what extent do women have nondiscriminatory access to justice in the country at all levels? To what extent is an adult woman recognized as a full person before the court?
	<i>Police and security</i>	<ul style="list-style-type: none"> To what extent are women free from torture and cruel, inhuman, or degrading punishment? To what extent do women have protection from domestic violence?

Data sources and collection	<i>Data sources</i>	Desk research and consultations in the region
	<i>Data gatherers</i>	Scholars and women's rights specialists with country or regional expertise, some local and some international
Gender sensitivity	<i>Disaggregated by sex</i>	Not applicable
	<i>Sex specific</i>	All data are women specific
	<i>Implicitly gendered</i>	None
	<i>Chosen by women</i>	Yes, all female analysts and method development led by women
	<i>Explicitly gendered</i>	Partially: a wide range of disaggregated indicators that address many different topics of relevance to women, but no process at the local level to reflect gender differences in indicator selection and collection

C. Governance-related Datasets and Assessments

Participatory nature for governance assessment cycle	<ul style="list-style-type: none"> Participation in method development: contributions from specialists on Islam and on human rights, legal, social, political, and women's rights issues in the Middle East Participation in data collection and analysis: consultation with women's rights activists and advocates, civil society leaders, human rights groups, journalists, community leaders, politicians, labor leaders, and other important opinion makers in each country; focus groups with the public in Egypt, Kuwait, and Morocco. External validation: reviewed by a team of academic advisers who specialize in social science statistics, Middle East political developments and women's rights issues Accessibility of findings: scores for each of the 5 areas are published on website and in book form; no raw data available Local contextualization: none Link to development plans: none
---	--

Afrobarometer
 Institute for Democracy in South Africa (Idasa), the Center for Democratic Development (CDD Ghana) and the Institute for Empirical Research in Political Economy
 Web access: <http://www.afrobarometer.org>

Stated purpose	To produce scientifically reliable data on public opinion in sub-Saharan Africa, to strengthen institutional capacity for survey research in Africa and to broadly disseminate and apply survey results	
Country coverage	More than 15 countries in Sub-Saharan Africa	
Time coverage	Ongoing, first launched in 1999; latest to be launched end 2008	
Target users	A broad range of stakeholders from various sectors interested in governance in Africa	
Data type	Primary compilation of indicators derived from surveys of public opinion	
Measurement focus	Questions to evaluate citizen attitudes to governance; social capital; conflict and crime; participation among others	
Examples of Indicators	<i>Political power</i>	<ul style="list-style-type: none"> With regard to the most recent, national elections, which statement is true for you? [various options of voting behavior] In your opinion, how likely is it that you could get together with others and make (a) your elected local councilor listen to your concerns about a matter of importance to the community, (b) your representative to the National Assembly listen to your concerns about a matter of importance to the community?
	<i>Economic power</i>	<ul style="list-style-type: none"> Do you have a job that pays a cash income? Is it full-time or part-time? And are you presently looking for a job (even if you are presently working)?
	<i>Service delivery</i>	<ul style="list-style-type: none"> Over the past year, how often, if ever, have you or anyone in your family gone without: Enough clean water for home use? Medicines or medical treatment? In your opinion, what are the most important problems facing this country that government should address? [includes list of basic services]
	<i>Accountability, transparency and corruption</i>	<ul style="list-style-type: none"> How much do you trust each of the following, or haven't you heard enough about them to say? [list of political leaders, justice, police] How well or badly do you think your local council is practicing the following procedures? [list includes e.g. Making the council's program of work known to ordinary people; Providing citizens with information about the council's budget; Consulting others (including traditional, civic and community leaders) before making decisions] In the past year, how often (if ever) have you had to pay a bribe, give a gift, or do a favour to government officials in order to: A. Get a document or a permit? B. Get water or sanitation services? C. Avoid a problem with the police?
<i>Police and security</i>	<ul style="list-style-type: none"> Over the past year, how often, if ever, have you or anyone in your family: Feared crime in your own home? Been physically attacked? In your opinion, what are the most important problems facing this country that government should address? [includes crime & security, political violence, war] 	
Examples of Gender-related Indicators:	<ul style="list-style-type: none"> Which of the following statements is closest to your view? A: In our country, women should have equal rights and receive the same treatment as men do. B: Women have always been subject to traditional laws and customs, and should remain so. Which of the following statements is closest to your view? A: Women should have the same chance of being elected to political office as men. B: Men make better political leaders than women, and should be elected rather than women. 	
Data sources and collection	<i>Data sources</i>	An accurate cross section of the voting age population, stratified to cover all major demographic segments of the population are covered
	<i>Data gatherers</i>	Afrobarometer national partner institutions, which include university research institutes, independent think tanks or private polling firms

Gender sensitivity	<i>Disaggregated by sex</i>	Some countries collected data on the sex of the respondent, but no sex-disaggregated data provided
	<i>Sex specific</i>	Some questions are women specific
	<i>Implicitly gendered</i>	Yes, to the extent that certain basic services disproportionately benefit women
	<i>Chosen by women</i>	Questions are to be asked equally to women and men, but no explicit female participation in method development
	<i>Explicitly gendered</i>	Partially: some concern for gender issues, but indicators have not been consistently disaggregated and no process at the local level to reflect gender differences in indicator selection and collection
Participatory nature for governance assessment cycle	<ul style="list-style-type: none"> • Participation in method development: none • Participation in data collection and analysis: stakeholders provide the data • External validation: none • Accessibility of findings: all raw data available through an interactive website • Local contextualization: questionnaire is standard across countries, but "indigenized" in each country to adapt to local nomenclature and country-specific factors, and then translated into primary local languages • Link to development plans: none 	

Bertelsmann Transformation Index

Bertelsmann Stiftung

Web access: <http://www.bertelsmann-transformation-index.de/11.0.html?&L=1>

Stated purpose	To advocate for reforms targeting the goal of a constitutional democracy and socially responsible market economy	
Country coverage	125 countries worldwide	
Time coverage	Since 2003, latest 2008	
Target users	Public and political actors interested in political and economic reform	
Data type	Primary compilation of indicators derived from surveys of expert opinion, accompanied by qualitative reports	
Measurement focus	2 indices are divided into 17 criteria containing 52 questions. The 2 indices are Status Index and Management Index	
Examples of Indicators	<i>Political power</i>	<ul style="list-style-type: none"> • To what extent are rulers determined by general, free and fair elections? • To what extent do democratically elected leaders have the effective power to govern?
	<i>Economic power</i>	<ul style="list-style-type: none"> • To what extent are significant parts of the population fundamentally excluded from society due to poverty and inequality combined (income gaps, gender, education, religion, ethnicity)?
	<i>Service delivery</i>	<ul style="list-style-type: none"> • To what extent does the government make efficient use of available economic and human resources?
	<i>Accountability, transparency and corruption</i>	<ul style="list-style-type: none"> • To what extent are there legal or political penalties for officeholders who abuse their positions? • To what extent can the government successfully contain corruption?
	<i>Access to justice</i>	<ul style="list-style-type: none"> • To what extent are civil rights guaranteed and protected, and to what extent can citizens seek redress for violations of these liberties?
All Gender-related Indicators	<ul style="list-style-type: none"> • To what extent do women have equal rights and opportunities to participate in political and social life? • Is the allocation of resources by the political leadership gender sensitive? • Does the political leadership aim towards strengthening women's political voice and equitable participation in main decision-making bodies (executive, legislative, judiciary)? • Does the political leadership achieve a consensus on gender equality as a long-term aim by, for example, promoting public awareness of gender equality issues? 	
Data sources and collection	<i>Data sources</i>	Desk research
	<i>Data gatherers</i>	One local and one international country expert per country
Gender sensitivity	<i>Disaggregated by sex</i>	None
	<i>Sex specific</i>	Some data are women specific
	<i>Implicitly gendered</i>	None
	<i>Chosen by women</i>	None
	<i>Explicitly gendered</i>	Partially: some concern for gender issues, but gender-related indicators are segregated from others and no process at the local level to reflect gender differences in indicator selection and collection
Participatory nature for governance assessment cycle	<ul style="list-style-type: none"> • Participation in method development: none • Participation in data collection and analysis: none • External validation: single anonymous review of each country • Accessibility of findings: all raw data plus calculated scores available on website; scores available in print form and on CD • Local contextualization: none • Link to development plans: none 	

Cingranelli-Richards (CIRI) Human Rights Dataset

CIRI

Web access: <http://ciri.binghamton.edu/index.asp>

Stated purpose	To provide standards-based quantitative information on government respect for a wide range of internationally-recognized human rights for countries of all regime-types and from all regions of the world
Country coverage	195 countries
Time coverage	Annually from 1981-2006, latest release 2008
Target users	Scholars and students who seek to test theories about the causes and consequences of human rights violations. Policy makers and analysts who seek to estimate the human rights effects of a wide variety of institutional changes and public policies
Data type	Primary compilation of indicators derived from surveys of expert opinion

Measurement focus	13 indicators on human rights practices	
Examples of Indicators	<i>Political power</i>	<ul style="list-style-type: none"> Electoral self-determination
	<i>Economic power</i>	<ul style="list-style-type: none"> Worker's rights
	<i>Police and security</i>	<ul style="list-style-type: none"> Extrajudicial killing Disappearance Torture
All Gender-related Indicators	<ul style="list-style-type: none"> Women's political rights Women's economic rights Women's social rights 	

Data sources and collection	<i>Data sources</i>	U.S. State Department Human Rights reports and Amnesty International
	<i>Data gatherers</i>	At least two trained coders for each variable for each country
Gender sensitivity	<i>Disaggregated by sex</i>	None
	<i>Sex specific</i>	3 indicators are sex-specific
	<i>Implicitly gendered</i>	None
	<i>Chosen by women</i>	None
	<i>Explicitly gendered</i>	Partially: some concern for gender issues, but gender-related indicators are very limited and segregated from others

Participatory nature for governance assessment cycle	<ul style="list-style-type: none"> Participation in method development: none Participation in data collection and analysis: none External validation: none Accessibility of findings: all data available on interactive website; free registration required Local contextualization: none Link to development plans: none
---	---

Country Governance Analysis

UK Department for International Development

Web access: <http://www.dfid.gov.uk/pubs/files/how-to-cga.pdf>

Stated purpose	To put comprehensive governance and conflict analysis at the heart of the country planning process in order to better inform DfID's strategies and decision-making
Country coverage	19 countries have been implementing, more than 10 are complete
Time coverage	Ongoing, launched 2007
Target users	DfID for understanding governance context and trends; informing decisions on the objectives and focus of aid programming and choice and mix of aid instruments; managing risk more effectively; informing analysis of partner country governments' progress
Data type	Secondary compilation of indicators derived from national, international, and civil society surveys, accompanied by qualitative reports of expert analysis

Measurement focus	15 criteria, grouped in three clusters: (1) state capability (stability/security, economic/social policy management capability, government effectiveness, revenue mobilization/public financial management, conditions for investment, trade and private sector development); (2) accountability (political freedoms/rights, transparency/media, political participation, rule of law/access to justice, civil society); (3) responsiveness (human rights, pro-poor policy, gender inequality/discrimination, regulatory quality, corruption).
--------------------------	--

Data sources and collection	<i>Data sources</i>	A balanced set from government, DfID, other donors, international and local experts, civil society governance indicators
	<i>Data gatherers</i>	DfID country offices
Gender sensitivity	<i>Disaggregated by sex</i>	Yes, for some indicators, depending on source
	<i>Sex specific</i>	Some data are women specific
	<i>Implicitly gendered</i>	Possible, although no examples available
	<i>Chosen by women</i>	None
	<i>Explicitly gendered</i>	Partially: some concern for gender issues, but gender-related indicators are very limited and segregated from others and no process at the local level to reflect gender differences in indicator selection and collection

Participatory nature for governance assessment cycle	<ul style="list-style-type: none"> Participation in method development: none Participation in data collection and analysis: consultation should include local government, other donors and civil society External validation: reviewed by DfID Accessibility of findings: most are published in full or in part on the internet Local contextualization: country offices have choice of which governance indicators to include, based on centralized definitions Link to development plans: tied to existing DfID support
---	---

Country Policy and Institutional Assessment (CPIA)

World Bank

For more information, see <http://go.worldbank.org/74EDY81YU0>. For results, see <http://go.worldbank.org/S2THW1X60>.

Stated purpose	To capture the quality of policies and institutional arrangements in International Development Association–eligible countries – the key elements that are within the country’s control (not outcomes that are influenced by elements outside the country’s control)
Country coverage	75 low-income countries worldwide
Time coverage	First developed in the mid-1970s; produced annually
Target users	The World Bank to help determine the relative sizes of concessional lending and grants to low-income countries
Data type	Primary compilation of indicators derived from surveys of expert opinion

Measurement focus	16 criteria grouped in four equally weighted clusters: A. Economic Management (1. Macroeconomic Management, 2. Fiscal Policy, 3. Debt Policy); B. Structural Policies (4. Trade, 5. Financial Sector, 6. Business Regulatory Environment); C. Policies for Social Inclusion/Equity (7. Gender Equality, 8. Equity of Public Resource Use, 9. Building Human Resources, 10. Social Protection and Labor, 11. Policies and Institutions for Environmental Sustainability); D. Public Sector Management and Institutions (12. Property Rights and Rule-based Governance, 13. Quality of Budgetary and Financial Management, 14. Efficiency of Revenue Mobilization, 15. Quality of Public Administration, 16. Transparency, Accountability, and Corruption in the Public Sector)
--------------------------	---

Examples of Gender-related Indicators	<ul style="list-style-type: none"> Significant differences prevail in female to male primary completion rates and enrollment in secondary education; substantial gaps exist in access to delivery care and family planning services, particularly at the regional urban/rural levels, and adolescent fertility rate is high. Policies and laws provide for gender equality in education, access to antenatal care and delivery, and access to family planning services but enforcement is weak because there are no mechanisms for enforcement. Significant gender disparities exist in participation in the labour force, land tenure, property ownership and inheritance practices. Formal policies and laws provide for gender equality in these areas, but enforcement is weak because there are no mechanisms for enforcement. Violence against women (including female genital mutilation, trafficking, or sexual harassment) is common but it is considered a crime. The law, however, is weakly enforced because there are no mechanisms for enforcement. Significant gender disparities exist in political participation at the national level. Laws and policies provide for gender equality in participation in national government, but are weakly enforced because there are no mechanisms for enforcement <p><i>Criterion 7 on gender equality groups many gender issues together, including national political participation. For example, a score of 3 includes the following:</i></p>
--	---

Data sources and collection	<i>Data sources</i>	Observations and judgments based on country knowledge and relevant publicly available indicators
	<i>Data gatherers</i>	World Bank country teams
Gender sensitivity	<i>Disaggregated by sex</i>	None
	<i>Sex specific</i>	Only criterion 7 on gender equality is women specific
	<i>Implicitly gendered</i>	None
	<i>Chosen by women</i>	None
	<i>Explicitly gendered</i>	Partially: some concern for gender issues, but gender-related indicators are segregated from others and no process at the local level to reflect gender differences in indicator selection and collection

Participatory nature for governance assessment cycle	<ul style="list-style-type: none"> Participation in method development: none Participation in data collection and analysis: none External validation: none Accessibility of findings: each of the 16 criteria scores are published on the website, no raw data Local contextualization: none Link to development plans: tied to World Bank donor activity
---	---

Enquêtes 1-2-3 (Pauvreté, Démocratie et Gouvernance)

Développement Institutions & Analyses de Long Term (DIAL)

Web access: http://www.dial.prd.fr/dial_enquetes/dial_enquetes_modulegouvernance.htm (French only)

Stated purpose	To allow a quantitative assessment (disaggregated according to type of institution) of governance from both the point of view of the performance of the State apparatus as well as household confidence in public institutions
Country coverage	15 countries in Africa and Latin America
Time coverage	Launched 2005
Target users	Civil society and others for monitoring et evaluation of public policies such as those to improve efficacy or reduce corruption. Reformers interested in identifying the most effective policies
Data type	Primary compilation of indicators derived from surveys of public opinion

Measurement focus	About 60 indicators in 3 categories: poverty, democracy, and governance. None are explicitly gender-related	
Examples of Indicators	<i>Economic power</i>	<ul style="list-style-type: none"> What is the current financial situation of your household?
	<i>Service delivery</i>	<ul style="list-style-type: none"> Are the minimum needs of your household satisfied in access to water? Electricity? Medical services? Since last year, the functioning of the following public services has [improved, stayed the same, deteriorated]?
	<i>Accountability, transparency and corruption</i>	<ul style="list-style-type: none"> Do you have confidence in the following institutions? [Public institutions listed] In your opinion, is corruption a major problem for the country? How do you judge the transparency of the policies or reforms in place?

Data sources and collection	<i>Data sources</i>	Representative sample of households, including both men and women
	<i>Data gatherers</i>	Local partner institutions, including national statistics agencies
Gender sensitivity	<i>Disaggregated by sex</i>	Yes, for all data
	<i>Sex specific</i>	None
	<i>Implicitly gendered</i>	Some data, e.g. Number of meals per day for you and your family, access to water, etc.
	<i>Chosen by women</i>	Questionnaire was not developed explicitly by women, but some women respondents
	<i>Explicitly gendered</i>	Partially: indicators are disaggregated and relevant to women, but much more could be done in the development of indicators as well as in the particular indicators chosen in order to better reflect women’s needs

Participatory nature for governance assessment cycle	<ul style="list-style-type: none"> Participation in method development: DIAL researchers developed generic method, which was adapted by local partner institutions through broad consultation with local civil society and others Participation in data collection and analysis: stakeholders provide the data External validation: local supervisors reviewed the process Accessibility of findings: results published in report format on website, with selected findings presented in tabular form Local contextualization: standard questionnaire was adapted at national level; less adaptation in Africa to maximize comparability Link to development plans: none
---	--

Etude Diagnostique sur la Gouvernance et la Corruption au Burundi
(Diagnostic Study on Governance and Corruption in Burundi)
 Government of Burundi
 Web access: <http://burundi.news.free.fr/actualites/enquetebonnegouv.fr>

Stated purpose	To draw up a diagnosis on the amplitude of weak governance; to collect the experiences and opinions of the citizens on different aspects linked to governance; to have reference points that will allow evaluation of the level of success of reforms to put in place in the framework of a national strategy to improve governance and reduce corruption, whose development will take into account the results of this survey
Country coverage	Burundi
Time coverage	Released 2008
Target users	Government to inform its good governance strategy. Others interested in understanding the state of governance and corruption in Burundi
Data type	Primary compilation of indicators derived from surveys of public, civil servant, civil society worker, and businessperson opinion

Measurement focus	Questions on public perceptions of corruption in public services. None are explicitly gender-related	
Examples of Indicators	<i>Service delivery</i>	<ul style="list-style-type: none"> Bribes paid to: electricity service, water service, health workers
	<i>Accountability, transparency and corruption</i>	<ul style="list-style-type: none"> Confidence in public institutions Means of accessing information Bribes paid to: town hall, tax service. Institutions judged most corrupt: parliament, revenue court, political parties, tax authorities, inspector general, the government
	<i>Access to justice</i>	<ul style="list-style-type: none"> Bribes paid to: judicial employee/judge. Institutions judged most corrupt: official justice
	<i>Police and security</i>	<ul style="list-style-type: none"> Bribes paid to: police. Institutions judged most corrupt: police. Types of insecurity experienced Victims of crimes
	<i>Registration services</i>	<ul style="list-style-type: none"> Bribes paid to: contract registration authorities, document administration, licenses

Data sources and collection	<i>Data sources</i>	Citizens 18 and older, civil servants, civil society workers and businesspeople
	<i>Data gatherers</i>	Government-employed researchers
Gender sensitivity	<i>Disaggregated by sex</i>	None
	<i>Sex specific</i>	None
	<i>Implicitly gendered</i>	Yes, to the extent that women are disproportionately impacted by having to pay bribes for basic services
	<i>Chosen by women</i>	None
	<i>Explicitly gendered</i>	Not at all: no intentional effort to collect gender-sensitive data

Participatory nature for governance assessment cycle	<ul style="list-style-type: none"> Participation in method development: none Participation in data collection and analysis: stakeholders provide the data External validation: all results verified after collection Accessibility of findings: report available on the internet including total responses for each question but no raw data, in French Local contextualization: specific to Burundi Link to development plans: yes, produced by the government for this purpose
---	--

Freedom in the World
 Freedom House
 Web access: <http://www.freedomhouse.org/template.cfm?page=15>

Stated purpose	To monitor trends in democracy and track improvements and setbacks in freedom worldwide
Country coverage	193 countries and 15 related and disputed territories
Time coverage	Annually since 1972
Target users	Policymakers, the media, international corporations, civic activists and human rights defenders interested in information on basic freedoms
Data type	Primary compilation of indicators derived from surveys of expert opinion, accompanied by qualitative reports

Measurement focus	2 areas divided into sub-areas, with a total of 25 indicators: political rights (electoral process, political pluralism and participation, functioning of government) and civil liberties (freedom of expression and belief, associational and organizational rights, rule of law, personal autonomy and individual rights)	
Examples of Indicators	<i>Political power</i>	<ul style="list-style-type: none"> Is the head of government or other chief national authority elected through free and fair elections? Are the electoral laws and framework fair?
	<i>Economic power</i>	<ul style="list-style-type: none"> Is there equality of opportunity and the absence of economic exploitation?
	<i>Accountability, transparency and corruption</i>	<ul style="list-style-type: none"> Is the government accountable to the electorate between elections, and does it operate with openness and transparency? Are there free and independent media and other forms of cultural expression? Is the government free from pervasive corruption?
	<i>Access to justice</i>	<ul style="list-style-type: none"> Is there an independent judiciary? Do laws, policies, and practices guarantee equal treatment of various segments of the population?
	<i>Police and security</i>	<ul style="list-style-type: none"> Is there protection from political terror, unjustified imprisonment, exile, or torture, whether by groups that support or oppose the system? Is there freedom from war and insurgencies?
All Gender-related Indicators	<ul style="list-style-type: none"> Do laws, policies, and practices guarantee equal treatment of various segments of the population? Are there personal social freedoms, including gender equality, choice of marriage partners, and size of family? 	

Data sources and collection	<i>Data sources</i>	Foreign and domestic news reports, academic analyses, nongovernmental organizations, think tanks, individual professional contacts and visits to the region
	<i>Data gatherers</i>	International analysts
Gender sensitivity	<i>Disaggregated by sex</i>	None
	<i>Sex specific</i>	1 indicator is women-specific
	<i>Implicitly gendered</i>	1 indicator
	<i>Chosen by women</i>	None
	<i>Explicitly gendered</i>	Partially: some concern for gender issues, but gender-related indicators are very limited and segregated from others

Participatory nature for governance assessment cycle	<ul style="list-style-type: none"> Participation in method development: none Participation in data collection and analysis: none External validation: reviewed by academic advisors with expertise in each region Accessibility of findings: scores for areas and sub-areas published on website and in book form, no raw data available Local contextualization: none Link to development plans: used in calculation for disbursement of Millennium Challenge Account funds
---	--

Global Corruption Barometer

Transparency International

Web access: http://www.transparency.org/policy_research/surveys_indices/gcb

Stated purpose	To evaluate how and where ordinary people feel corruption's impact
Country coverage	60 countries
Time coverage	Annually since 2003
Target users	Not specified
Data type	Primary compilation of indicators derived from surveys of public opinion

Measurement focus	Public experience with corruption, including views on the impact of corruption on different sectors. 4 main questions total. None are explicitly gender-related
Summary of all questions	<ul style="list-style-type: none"> To what extent do you perceive the following categories in this country to be affected by corruption: education system, medical services, utilities, media, parliament, political parties, tax revenue, legal system, military, police, registry and permit services. In the past 12 months have you or anyone living in your household paid a bribe in any form to each of the following institution/organisation with which you have had contact? If so, in what amount? education system, medical services, telephone, electricity, water service, gas provider, tax revenue, judiciary, legal system, police, registry and permit services. Do you expect the level of corruption in the next 3 years in this country to change? How would you assess your current government's actions in the fight against corruption?

Data sources and collection	<i>Data sources</i>	Representative sample of the general public
	<i>Data gatherers</i>	Gallup International or local polling organizations on behalf of TI
Gender sensitivity	<i>Disaggregated by sex</i>	Only for likelihood to pay a bribe
	<i>Sex specific</i>	None
	<i>Implicitly gendered</i>	Yes, to the extent that corruption in basic services disproportionately affects women
	<i>Chosen by women</i>	None
	<i>Explicitly gendered</i>	Not at all: collection of gender-sensitive data only an afterthought, with limited disaggregation and questions not posed equally to men and women
Participatory nature for governance assessment cycle	<ul style="list-style-type: none"> Participation in method development: none Participation in data collection and analysis: stakeholders provide the data External validation: none Accessibility of findings: aggregated responses by country available on website Local contextualization: none Link to development plans: none 	

Good Governance for Local Development – GOFORGOLD

Independent Directorate for Local Governance (IDLG), Afghanistan

Web access: Not yet launched. For more information contact info@ands.gov.af.

See also entry in UNDP Users' Guide on Measuring Decentralisation and Local Governance, www.undp.org/oslocentre

Stated purpose	To provide a snapshot of governance at the sub-national level, and more specifically, to help in monitoring the governance situation in the provinces, districts, municipalities, and villages against benchmarks and governance indicators
Country coverage	Sub-national government in Afghanistan
Time coverage	Currently under development
Target users	National government to benchmark sub-national government performance, improve resource allocation and justify department budgets or services, as a basis for strategic assistance to sub-national government and to identify good local governance and sustainable development practices. Provinces, districts, and municipalities to indicate where local government has made progress and where improvement and support is necessary, to demonstrate accountability to citizens and to communicate performance to citizens and to central government. Development partners and donors to gain information benchmarks about sub-national government performance and capacity-building initiatives as well as focus assistance to sub-national governments
Data type	Primary compilation of indicators derived from surveys of expert opinion as well as calculations based on data from national surveys

Measurement focus	25 indicators grouped under 7 principles: representation, participation, accountability, transparency, effectiveness, security, equity	
Examples of Indicators	<i>Political power</i>	<ul style="list-style-type: none"> Elected councils Elected village leaders / municipal mayors Existence of civic groups Citizen's capacity to engage in decision-making
	<i>Service delivery</i>	<ul style="list-style-type: none"> Total Sub-National Budget and Expenditure Predictability of transfers in Local Government Budget Published performance Delivery Standards
	<i>Accountability, transparency and corruption</i>	<ul style="list-style-type: none"> Independent audit Codes of conduct Right to public information Public review of budget and financial reports Anti-corruption policy
	<i>Police and security</i>	<ul style="list-style-type: none"> Conflict resolution Protection against crime and violence Territorial boundaries Security of land tenure and land use
Examples of Gender-related Indicators	<ul style="list-style-type: none"> Voter turn-out and voter participation by sex Women councilors Public forum for women, youth and PWDs Affirmative action for women 	

Data sources and collection	<i>Data sources</i>	Governmental statistics and administrative data
	<i>Data gatherers</i>	IDLG staff
Gender sensitivity	<i>Disaggregated by sex</i>	Yes, where possible; e.g., voter participation, number of civil servants, conflict resolution, protection against crime and violence, security of land tenure and land use
	<i>Sex specific</i>	Some data are women specific
	<i>Implicitly gendered</i>	None
	<i>Chosen by women</i>	None
	<i>Explicitly gendered</i>	Partially: all relevant indicators are disaggregated, and specific gender-related indicators address gaps, but no process at the local level to reflect gender differences in indicator selection and collection

Participatory nature for governance assessment cycle	<ul style="list-style-type: none"> • Participation in method development: none specified • Participation in data collection and analysis: data will be collected with support of municipal representatives, civil society organizations, private sector representatives and informal sector representatives • External validation: data should be verified with municipal officers, CSOs and local communities • Accessibility of findings: all data will be published • Local contextualization: specific to Afghanistan, local version of Urban Governance Index (see separate entry) • Link to development plans: not specified
---	--

Good Urban Governance Report Cards

UNDP-TUGI (The Urban Governance Initiative)

Web access: <http://www.serd.ait.ac.th/ump/html/books/card/Overview/Overview.htm>.

See also entry in UNDP Users' Guide on Measuring Decentralisation and Local Governance, www.undp.org/oslocentre

Stated purpose	To evaluate the performance of the political and administrative regimes of a city, including the mechanisms, institutions and processes that they employ to combat the problems faced by the city; the effectiveness of their responses in solving those problems; and, the degree of democratic participation in local governance. To understand and appreciate the need for good governance as well as good methodologies and indicators for self-assessment. To promote greater participation, responsiveness and accountability	
Country coverage	More than 22 cities of the Asia-Pacific region. For example, Colombo, Sri Lanka; Cebu city, Philippines; Buthan, Nepal	
Time coverage	Launched in 1999, ended in 2004	
Target users	Local authorities, specifically mayors, governors and city administrators. Regional associations of cities or municipalities and relevant training and research institutes. Relevant members of civil society. Relevant institutions of the central government and the private sector. International development agencies	
Data type	Primary compilation of indicators derived from surveys of stakeholders	
Measurement focus	Each issue covers 9 core characteristics of good governance: participation, rule of law, transparency, responsiveness, consensus orientation, equity, effectiveness and efficiency, accountability, strategic vision. Issues can include employment/job creation, solid waste collection and disposal, urban poverty, shelter and housing, water and sanitation, public transport and traffic, health services, gender and development. Implementers choose which issues and indicators to use	
Examples of Indicators	<i>Political power</i>	<ul style="list-style-type: none"> • Civil society and NGO participation in municipal programmes
	<i>Economic power</i>	<ul style="list-style-type: none"> • Existing policies and programmes of the local government to encourage participation of the civil society and the private sector on employment and job creation • Extent of civil society and private sector involvement for increasing employment opportunities in the city • Mechanism to involve informal sector in decision making
	<i>Service delivery</i>	<ul style="list-style-type: none"> • Equal access to primary health, education, sanitation and basic infrastructure • Use of modern management techniques and tools for city administration • Public access to basic education, primary health care, potable water, safe sanitation and sewerage services
	<i>Accountability, transparency and corruption</i>	<ul style="list-style-type: none"> • Extent to which grievances and complaints are entertained by city administration • Transparency of budget formulation, revenue and expenditure • Community access to information and processes • Situation of the local government and the civil society/private sector partnership in dealing with corruption
	<i>Police and security</i>	<ul style="list-style-type: none"> • Vigilance and action against crime and violence in the city
Examples of Gender-related Indicators	<ul style="list-style-type: none"> • Policies and programmes of local government to encourage the participation of all citizens irrespective of their age, sex, language, economic condition, and religion • Women's representation in the city administration • Trend of crime and violence against women in the city • Transparency in assigning projects and awarding contracts without gender discrimination 	
Data sources and collection	<i>Data sources</i>	An equal number of respondents from each of the major stakeholder groups identified
	<i>Data gatherers</i>	Local civil society organizations
Gender sensitivity	<i>Disaggregated by sex</i>	Yes, in some cases, e.g. Cebu city in the Philippines
	<i>Sex specific</i>	Some data are women specific
	<i>Implicitly gendered</i>	Some data, e.g. Polices to encourage participation and basic service delivery
	<i>Chosen by women</i>	None
	<i>Explicitly gendered</i>	Partially: indicators have not been consistently disaggregated, gender-related indicators are segregated from others, and no process at the local level to reflect gender differences in indicator selection and collection

Participatory nature for governance assessment cycle	<ul style="list-style-type: none"> • Participation in method development: the major stakeholder groups are involved in developing indicators • Participation in data collection and analysis: city officials are consulted, stakeholders are respondents • External validation: none • Accessibility of findings: data are not currently available • Local contextualization: yes, entirely tailored to local context • Link to development plans: none
---	---

Ibrahim Index of African Governance

Mo Ibrahim Foundation

Web access: <http://www.moibrahimfoundation.org/the-index.asp>

Stated purpose	To address the need for a more comprehensive, objective and quantifiable method of measuring governance quality in sub-Saharan Africa	
Country coverage	48 countries in sub-Saharan Africa	
Time coverage	Annually since 2007	
Target users	Civil society and citizens to hold governments to account	
Data type	Primary compilation of indicators derived from national and international surveys	
Measurement focus	6 categories with 57 criteria. The 6 categories are safety and security, rule of law, transparency and corruption, participation and human rights, sustainable economic opportunity, and human development	
Examples of Indicators	<i>Political power</i>	<ul style="list-style-type: none"> • Free and fair executive elections • Opposition participation in executive elections
	<i>Economic power</i>	<ul style="list-style-type: none"> • GDP per capita • Economic growth
	<i>Service delivery</i>	<ul style="list-style-type: none"> • Life expectancy • School enrollment
	<i>Accountability, transparency and corruption</i>	<ul style="list-style-type: none"> • Press freedom index • Public sector corruption
	<i>Access to justice</i>	<ul style="list-style-type: none"> • Judicial independence
	<i>Police and security</i>	<ul style="list-style-type: none"> • Violent crime (homicides)
All Gender-related Indicators	<ul style="list-style-type: none"> • Women's economic rights • Women's political rights • Women's social rights 	
Data sources and collection	<i>Data sources</i>	Internationally available sources such as the World Bank, UNESCO, WHO and national sources from statistical offices and ministries
	<i>Data gatherers</i>	Staff at the Kennedy School at Harvard University along with in-country researchers and research institutes
Gender sensitivity	<i>Disaggregated by sex</i>	None
	<i>Sex specific</i>	Some data are women specific
	<i>Implicitly gendered</i>	None
	<i>Chosen by women</i>	None
	<i>Explicitly gendered</i>	Partially: some concern for gender issues, but gender-related indicators are segregated from others and no process at the local level to reflect gender differences in indicator selection and collection
Participatory nature for governance assessment cycle	<ul style="list-style-type: none"> • Participation in method development: none • Participation in data collection and analysis: none • External validation: none • Accessibility of findings: all data available on website • Local contextualization: none • Link to development plans: none, but determinant for Mo Ibrahim Prize for Achievement in African Leadership 	

Index of Economic Freedom

Heritage Foundation and *Wall Street Journal*

Web access: <http://www.heritage.org/Index/>

Stated purpose	To develop a systematic, empirical measurement of economic freedom in countries throughout the world
Country coverage	162 countries
Time coverage	Annually since 1994
Target users	Policymakers addressing economic reform. Investors interested in information on their target countries
Data type	Primary compilation of indicators derived from surveys of expert opinion as well as calculations based on data from international surveys

Measurement focus	10 economic freedoms: business freedom, trade freedom, fiscal freedom, government size, monetary freedom, investment freedom, financial freedom, property rights, freedom from corruption, labor freedom. None are explicitly gender-related	
Examples of Indicators	<i>Economic power</i>	<ul style="list-style-type: none"> A perfect property rights score indicates that 'private property is guaranteed by the government. The court system enforces contracts efficiently and quickly. The justice system punishes those who unlawfully confiscate private property. There is no corruption or expropriation'. Labour freedom is calculated based on the World Bank's Doing Business
	<i>Accountability, transparency and corruption</i>	<ul style="list-style-type: none"> Freedom from corruption is based on Transparency International's Corruption Perceptions Index
	<i>Registration services</i>	<ul style="list-style-type: none"> A perfect score financial freedom score indicates that 'credit is allocated on market terms... Banks are free to issue competitive notes, extend credit and accept deposits, and conduct operations in foreign currencies'

Data sources and collection	<i>Data sources</i>	International data sources such as the World Bank and other development banks, the IMF, the Economist Intelligence Unit, the WTO, investment agencies and other governmental authorities
	<i>Data gatherers</i>	Heritage Foundation staff
Gender sensitivity	<i>Disaggregated by sex</i>	None
	<i>Sex specific</i>	None
	<i>Implicitly gendered</i>	None
	<i>Chosen by women</i>	None
	<i>Explicitly gendered</i>	Not at all: no intentional effort to collect gender-sensitive data
Participatory nature for governance assessment cycle	<ul style="list-style-type: none"> Participation in method development: none Participation in data collection and analysis: none External validation: none Accessibility of findings: a score for each freedom is available on website and in book form Local contextualization: none Link to development plans: none 	

Indicators to Measure the Rule of Law

Vera Institute for Justice and Altus Global Alliance

Web access: http://www.vera.org/publication_pdf/481_891.pdf

Stated purpose	To gauge the extent to which all people, particularly those who are poor or otherwise marginalized, experience and benefit from the rule of law
Country coverage	Cities in Chile, India, Nigeria and the United States
Time coverage	Pilot launched 2008
Target users	Local policy makers, justice system professionals, and members of civil society to guide tangible reform at the local level
Data type	Primary compilation of indicators and qualitative data derived from surveys of expert opinion as well as surveys of public opinion, national facts and surveys

Measurement focus	13 core principles containing a total of 60 indicators including transparency, police, judiciary, non-state justice systems	
Examples of Indicators	<i>Accountability, transparency and corruption</i>	<ul style="list-style-type: none"> Opinions of the effectiveness of accountability mechanisms The public views the process for enacting laws as transparent Proportion of public who believes that they can receive timely services for electricity or other public utilities without having to pay a bribe Public perceptions of police corruption
	<i>Access to justice</i>	<ul style="list-style-type: none"> Number of judges per population for rich versus poor areas
	<i>Police and security</i>	<ul style="list-style-type: none"> Police stop and searches, disaggregated by key cultural groups Expert opinion on the use of arrest as a tool of oppression or political advantage
Examples of Gender-related Indicators	<ul style="list-style-type: none"> Existence of special procedures or processes for hearing gender-based violence cases Proportion of women who use state versus non-state systems Percentage of women vs. men who believe that the police would respond if they reported a crime Expert opinion on underreporting of rape 	

Data sources and collection	<i>Data sources</i>	Public opinion and expert surveys, administrative data, documents and legislation, third-party reports, case studies/observation
	<i>Data gatherers</i>	Researchers based in 4 in-country nonprofit organizations
Gender sensitivity	<i>Disaggregated by sex</i>	Yes, for gender-related indicators
	<i>Sex specific</i>	Some data are women specific
	<i>Implicitly gendered</i>	Some data, e.g. Underreporting of rape
	<i>Chosen by women</i>	None
	<i>Explicitly gendered</i>	Partially: while indicators are specific to a topic and not all gender-specific, they are of relevance to women and specific gender-related indicators address gaps; however no process at the local level to reflect gender differences in indicator selection and collection
Participatory nature for governance assessment cycle	<ul style="list-style-type: none"> Participation in method development: none Participation in data collection and analysis: some opinion surveys External validation: none Accessibility of findings: all data available on website Local contextualization: variation in the choice of data to support each indicator, but indicators defined centrally Link to development plans: none 	

Integrity Index

Global Integrity

Web access: <http://report.globalintegrity.org/globalIndex.cfm>

Stated purpose	To assess the existence, effectiveness, and citizen access to key national-level anti-corruption mechanisms across a diverse range of countries
Country coverage	55 countries worldwide
Time coverage	First released in 2004, annually since 2006
Target users	Aid donors, governments, grassroots advocates and investors to prioritize governance challenges in countries and develop roadmaps for reform
Data type	Primary compilation of indicators derived from surveys of expert opinion, accompanied by qualitative reports

Measurement focus	6 main governance categories: civil society, public information and media; elections; government accountability; administration and civil service; oversight and regulation; anti-corruption and rule of law. The categories contain more than 300 indicators	
Examples of Indicators	<i>Political power</i>	<ul style="list-style-type: none"> In law, universal and equal adult suffrage is guaranteed to all citizens. In practice, all adult citizens can vote. In practice, all citizens can run for political office
	<i>Accountability, transparency and corruption</i>	<ul style="list-style-type: none"> In law, can citizens sue the government for infringement of their civil rights? In law, the judiciary can review the actions of the executive. In law, freedom of the media is guaranteed. Do citizens have a legal right of access to information? In practice, the national budgetary process is conducted in a transparent manner in the debating stage (i.e. before final approval)
	<i>Access to justice</i>	<ul style="list-style-type: none"> In law, the state provides legal counsel for defendants in criminal cases who cannot afford it. In practice, all citizens have access to a court of law, regardless of geographic location
Gender-related Indicator	<ul style="list-style-type: none"> In practice, women have full access to the judicial system 	

Data sources and collection	<i>Data sources</i>	Media reports, academic or policy reports, government information, international organizations, interviews
	<i>Data gatherers</i>	Independent researchers, mostly in-country
Gender sensitivity	<i>Disaggregated by sex</i>	None
	<i>Sex specific</i>	1 indicator is women specific
	<i>Implicitly gendered</i>	None
	<i>Chosen by women</i>	None
	<i>Explicitly gendered</i>	Partially: some concern for gender issues, but gender-related indicators are very limited and segregated from others
Participatory nature for governance assessment cycle	<ul style="list-style-type: none"> Participation in method development: none Participation in data collection and analysis: may be consulted in interviews External validation: 3-5 reviewers for each country Accessibility of findings: all scores and raw data available on website Local contextualization: none Link to development plans: used as reference for Millennium Challenge Account funds 	

Local Governance Barometer

Impact Alliance

Web access: http://www.impactalliance.org/ev_en.php?ID=12698_201&ID2=DO_TOPIC.

See also entry in UNDP Users' Guide on Measuring Decentralisation and Local Governance, www.undp.org/oslocentre

Stated purpose	To provide a means of determining which capacities of governing authorities need to be strengthened in order to achieve the standards of performance required for good governance
Country coverage	More than 8 countries in Latin America and Africa
Time coverage	Ongoing since 2006
Target users	Local authorities to identify and address shortcomings
Data type	Primary compilation of indicators derived from surveys of expert opinion

Measurement focus	5 themes: effectiveness, rule of law, accountability, participation and civic engagement, equity. Equity includes The existence of a charter or a legal framework recognising the rights of whole citizens, Equal opportunity to basic services, Equal opportunity to power, Equal opportunity to resources, Equal opportunity to livelihoods. Each country designs its own set of indicators under these themes	
Examples of Indicators from Ecuador	<i>Political power</i>	<ul style="list-style-type: none"> In our canton there is adequate space for communication among actors. In our canton there are mechanisms for inclusion of citizen opinion in government decision-making. Citizens actively exercise their rights in our canton
	<i>Economic power</i>	<ul style="list-style-type: none"> In our canton there is space for participation in evaluation of the Cantonal Development Plan
	<i>Service delivery</i>	<ul style="list-style-type: none"> Resources spent in our canton address the specific needs of each population group. The inhabitants of our canton demand quality public services. The work of the municipal government, CSOs and other institutions is such that the population has access to quality health services
	<i>Accountability, transparency and corruption</i>	<ul style="list-style-type: none"> Our municipality satisfactorily achieves anticipated results. Our municipal spending corresponds to the budget. Our canton has pluralistic media that present the points of view of the population and the local government. In our canton truthful information on governmental management is available
Gender-related Indicator	<ul style="list-style-type: none"> Resources spent in our canton address gender equality 	

Data sources and collection	<i>Data sources</i>	Desk research, interviews and citizen consultations
	<i>Data gatherers</i>	Local civil society organizations
Gender sensitivity	<i>Disaggregated by sex</i>	None to date, but could be designed that way
	<i>Sex specific</i>	Some data are women specific
	<i>Implicitly gendered</i>	Yes, to the extent that certain basic services disproportionately benefit women
	<i>Chosen by women</i>	Not specifically, but could be implemented as such
	<i>Explicitly gendered</i>	Partially: gender-related indicators are very limited and segregated from others
Participatory nature for governance assessment cycle	<ul style="list-style-type: none"> Participation in method development: public sector, civil society and private sector representatives involved in identification of local indicators Participation in data collection and analysis: public sector, civil society and private sector representatives involved in interpretation and analysis of the results External validation: none Accessibility of findings: data available on website Local contextualization: yes, entirely tailored to local context Link to development plans: can be, if government stakeholders are engaged 	

Local Governance Performance Management System (LGPMS)

Department of the Interior and Local Government, Philippines

Web access: <http://blgs.gov.ph/lgpms/>.

See also entry in UNDP Users' Guide on Measuring Decentralisation and Local Governance, www.undp.org/oslocentre

Stated purpose	To enable provincial, city and municipal governments to determine their capabilities and limitations in the delivery of essential public services
Country coverage	The Philippines
Time coverage	Ongoing, first launched in 2004
Target users	Local governments that wish to evaluate their service delivery. Concerned stakeholders that want information on service delivery
Data type	Primary compilation of indicators derived from surveys of expert opinion

Measurement focus	5 performance areas containing 17 service areas, which contain 111 indicators. The 5 performance areas are governance, administration, social services, economic development, and environmental management	
Examples of Indicators	<i>Political power</i>	<ul style="list-style-type: none"> Presence of feedback mechanisms to generate citizens' views concerning service delivery
	<i>Economic power</i>	<ul style="list-style-type: none"> Effectiveness of Small and Medium Enterprise Development Council Percentage of new jobs created as a result of private sector investment brought about by job promotion activities of the Local Governance Unit (LGU)
	<i>Service delivery</i>	<ul style="list-style-type: none"> Effectiveness of the local health board Quality of the socialized housing programme Effectiveness of the implementation of Women's and Children's Protection Programme
	<i>Accountability, transparency and corruption</i>	<ul style="list-style-type: none"> Accessibility of information on LGU plans, programs, records and special events Quality of the internal control system
<i>Police and security</i>	<ul style="list-style-type: none"> Incidence of index crime Incidence of non-index crime 	
Gender-related Indicators	<ul style="list-style-type: none"> Targets of the gender and development plan Funding for the gender and development plan Gender-sensitivity of human resources policies 	

Data sources and collection	<i>Data sources</i>	Desk research, interviews with government officials
	<i>Data gatherers</i>	Team of local government officials
Gender sensitivity	<i>Disaggregated by sex</i>	None
	<i>Sex specific</i>	Some data are women specific
	<i>Implicitly gendered</i>	Yes, to the extent that certain basic services disproportionately benefit women
	<i>Chosen by women</i>	None
	<i>Explicitly gendered</i>	Partially: some concern for gender issues, but gender-related indicators are segregated from others and no process at the local level to reflect gender differences in indicator selection and collection
Participatory nature for governance assessment cycle	<ul style="list-style-type: none"> Participation in method development: governmental stakeholders from various sectors were involved Participation in data collection and analysis: a wide range of governmental stakeholders are consulted External validation: none Accessibility of findings: all raw data available through an interactive website Local contextualization: specific to the Philippines Link to development plans: not explicitly, but implemented by government, for government 	

Open Budget Index

International Budget Project

Web access: <http://www.openbudgetindex.org/>

Stated purpose	To provide citizens, legislators, and civil society advocates with the comprehensive and practical information needed to gauge a government's commitment to budget transparency and accountability in 59 countries
Country coverage	59 countries worldwide
Time coverage	Published 2006
Target users	Government, civil society and donors striving to identify necessary budget reforms
Data type	Primary compilation of indicators derived from surveys of expert opinion of national facts

Measurement focus	3 sections containing 122 questions total, plus four tables covering the manner in which budget documents are disseminated. The 3 sections are availability of budget document, executive's budget proposal, budget process. All questions relate to budget transparency. None are explicitly gender-related	
Examples of Indicators	<i>Accountability, transparency and corruption</i>	<ul style="list-style-type: none"> Does the executive's budget or any supporting budget documentation present information on policies (both proposals and existing commitments) in at least the budget year that are intended to benefit directly the country's most impoverished populations? Does the executive's budget or any supporting budget documentation present information for at least the budget year on extra-budgetary funds? Does the executive's budget or any supporting budget documentation explain how the proposed budget is linked to government's stated policy goals, by administrative unit (or functional category), for the budget year?

Data sources and collection	<i>Data sources</i>	Publicly available information issued by the central government, including budget documents, laws or other public documents, public statements by government officials, and face-to-face interviews with government officials or other knowledgeable parties
	<i>Data gatherers</i>	Local academic or non-governmental organizations
Gender sensitivity	<i>Disaggregated by sex</i>	None
	<i>Sex specific</i>	None
	<i>Implicitly gendered</i>	None
	<i>Chosen by women</i>	None
	<i>Explicitly gendered</i>	Not at all: no intentional effort to collect gender-sensitive data
Participatory nature for governance assessment cycle	<ul style="list-style-type: none"> Participation in method development: wide consultation with civil society, public expenditure management experts, and others Participation in data collection and analysis: through interviews with government External validation: by International Budget Project staff plus two anonymous reviewers Accessibility of findings: all data available on website by country Local contextualization: none, questionnaire is standard across countries Link to development plans: none 	

Social Audits of Delivery of Public Services in Pakistan

CIET International

Web access: <http://www.ciet.org/en/documents/projects/200621012547.asp>.

See also entry in UNDP Users' Guide on Measuring Decentralisation and Local Governance, www.undp.org/oslocentre

Stated purpose	To answer questions about whether and in what circumstances devolution is working and offer pointers for issues which need attention in order to achieve the maximum benefits
Country coverage	Pakistan
Time coverage	Two editions: 2001/2002 and 2004/2005
Target users	National Reconstruction Bureau for policy discussion and actions related to devolution. Local civil society and government bodies seeking to improve public services
Data type	Primary compilation of indicators derived from surveys of public and some governmental opinion

Measurement focus	Questions on public services, local government, and community participation. Public services include perceptions, use and experience of water supply, health services, education, police and courts. No specific gender-related questions	
Examples of Indicators	<i>Service delivery</i>	<ul style="list-style-type: none"> Satisfaction with government-provided sewage and sanitation services Access to government water supply Satisfaction with government health services School enrollment
	<i>Accountability, transparency and corruption</i>	<ul style="list-style-type: none"> Payments for medicine in government facilities Frequency of complaints about corruption to institutional facilities
	<i>Access to justice</i>	<ul style="list-style-type: none"> Belief that courts are there to help Contact with courts Satisfaction with contact with court Use of alternative judicial mechanisms
	<i>Police and security</i>	<ul style="list-style-type: none"> Satisfaction with treatment by police if contact was made

Data sources and collection	<i>Data sources</i>	Qualitative and quantitative data from household questionnaires, community profile questionnaires, desk research of administrative data, interviews with elected representatives and service providers, and focus group discussions
	<i>Data gatherers</i>	Field teams recruited and trained by CIET, plus CIET senior members
Gender sensitivity	<i>Disaggregated by sex</i>	Yes, for nearly all questions
	<i>Sex specific</i>	None
	<i>Implicitly gendered</i>	Yes, to the extent that certain basic services disproportionately benefit women
	<i>Chosen by women</i>	Half of respondents were women, and data were analyzed specifically to consider gender differences; in the first exercise, two sets of gender-based focus group discussions were conducted; no explicit female participation in method development
	<i>Explicitly gendered</i>	Fully: although participation in indicator development could be improved, all relevant indicators are disaggregated, questions posed equally to men and women, and gender-based focus groups conducted

Participatory nature for governance assessment cycle	<ul style="list-style-type: none"> Participation in method development: none Participation in data collection and analysis: the findings are discussed with communities and solutions are agreed and implemented jointly by service providers, planners and community representatives External validation: reviewed and validated by CIET Accessibility of findings: selected results are published and analyzed in a document available on the internet Local contextualization: questionnaire is specific to Pakistan, but standard across regions in the country Link to development plans: in some cases, at the local government level
---	---

Urban Governance Index

UN-Habitat

Web access: <http://www.unhabitat.org/content.asp?typeid=19&catid=25&cid=2167>

Stated purpose	To assist cities and countries in monitoring the quality of urban governance
Country coverage	Piloted in 24 cities worldwide; further application in cities in Zimbabwe, Somalia, Mongolia and Kosovo
Time coverage	Ongoing since formal release in 2005
Target users	Local actors seeking to improve the quality of urban governance
Data type	Primary compilation of indicators derived from self-assessment questionnaire as well as calculations based on data from national surveys

Measurement focus	4 principles of good urban governance containing 25 indicators. The 4 principles are effectiveness, equity, participation, and accountability	
Examples of Indicators	<i>Political power</i>	<ul style="list-style-type: none"> Elected council Selection of Mayor Voter turnout
	<i>Service delivery</i>	<ul style="list-style-type: none"> Citizens' charter: right of access to basic services Pro-poor pricing policy for water
	<i>Accountability, transparency and corruption</i>	<ul style="list-style-type: none"> Control by higher levels of government Codes of conduct Regular independent audit
All Gender-related Indicators	<ul style="list-style-type: none"> Percentage of women councilors Proportion of women in key positions 	

Data sources and collection	<i>Data sources</i>	Publicly available data: national and city statistics and regulations; available administrative data on population, budgets and procedures
	<i>Data gatherers</i>	Stakeholders including all key urban actors
Gender sensitivity	<i>Disaggregated by sex</i>	None
	<i>Sex specific</i>	2 indicators are women specific
	<i>Implicitly gendered</i>	Yes, to the extent that certain basic services disproportionately benefit women
	<i>Chosen by women</i>	None
	<i>Explicitly gendered</i>	Partially: some concern for gender issues, but gender-related indicators are very limited and segregated from others
Participatory nature for governance assessment cycle	<ul style="list-style-type: none"> Participation in method development: UNDP, the World Bank and Transparency International involved in development, lessons learned from pilots, stakeholders' meeting after pilots Participation in data collection and analysis: participatory collection and evaluation exercise involving local partners External validation: none Accessibility of findings: pilot results published on website; other results available according to implementing organization Local contextualization: none Link to development plans: none explicitly, but government stakeholders are involved in dissemination 	

World Governance Assessment

Overseas Development Institute (ODI)

Web access: http://www.odi.org.uk/wga_governance/

Stated purpose	To improve the assessment and analysis of governance by providing reliable, valid and comparable data on key governance issues
Country coverage	10 countries worldwide
Time coverage	First release in 2002, second release in 2007
Target users	Citizens, civil society groups and those interested in investing or providing development aid in a country
Data type	Primary compilation of indicators derived from surveys of expert opinion

Measurement focus	30 indicators for 6 defined dimensions of governance: Civil Society, Political Society, Government, Bureaucracy, Economic Society, Judiciary. None are explicitly gender-related	
Examples of Indicators	<i>Political power</i>	<ul style="list-style-type: none"> • How well are different groups in society represented in the legislature? • To what extent does policy-making fairly reflect public preferences? • To what extent do women play a role in governing the country?
	<i>Service delivery</i>	<ul style="list-style-type: none"> • To what extent is there equal opportunity to public services for all citizens?
	<i>Accountability, transparency and corruption</i>	<ul style="list-style-type: none"> • To what extent are legislators accountable to the public? • To what extent are civil servants accountable for their decisions and actions? • To what extent is there freedom of the media? • To what extent does the government provide accurate information to the public?
	<i>Access to justice</i>	<ul style="list-style-type: none"> • To what extent is there equal access to justice for all citizens?
	<i>Police and security</i>	<ul style="list-style-type: none"> • To what extent is government promoting the personal security of citizens?

Data sources and collection	<i>Data sources</i>	70 respondents per country, from 10 groups: government, business, non-governmental organisations, parliament, legal professions, international organisations, the civil service, academia, religious organisations, and the media
	<i>Data gatherers</i>	In-country coordinators
Gender sensitivity	<i>Disaggregated by sex</i>	None
	<i>Sex specific</i>	None
	<i>Implicitly gendered</i>	Yes, to the extent that certain basic services disproportionately benefit women
	<i>Chosen by women</i>	None
	<i>Explicitly gendered</i>	Not at all: no intentional effort to collect gender-sensitive data
Participatory nature for governance assessment cycle	<ul style="list-style-type: none"> • Participation in method development: none • Participation in data collection and analysis: stakeholders provide the data • External validation: results correlated with data from other sources for validity • Accessibility of findings: all data available on website and in book form • Local contextualization: none • Link to development plans: none 	

World Governance Indicators (Governance Matters)

World Bank Institute

Web access: <http://info.worldbank.org/governance/wgi/index.asp>

Stated purpose	To evaluate governance, which is considered the fundamental basis for economic development
Country coverage	212 countries and territories
Time coverage	First implemented in 1996, annually since 2002
Target users	Policymakers and civil society groups to assess governance challenges and monitor reforms. Scholars researching the causes and consequences of good governance
Data type	Primary compilation of indicators derived from calculations based on data from international surveys

Measurement focus	Several hundred individual variables measuring perceptions of governance in the areas of voice and accountability; political stability and absence of violence; government effectiveness; regulatory quality; rule of law; control of corruption. None are explicitly gender-related	
Examples of Indicators	<i>Political power</i>	<ul style="list-style-type: none"> • Free and fair elections • Political Participation • Freedom of political participation
	<i>Service delivery</i>	<ul style="list-style-type: none"> • Policies to improve efficiency of public sector • Based on your experiences, how easy or difficult is it to obtain household services • Resource Efficiency • Satisfaction with education system
	<i>Accountability, transparency and corruption</i>	<ul style="list-style-type: none"> • Hardening of the Regime • Accountability of Public Officials • Transparency / corruption • Firms are usually informed clearly and transparently by the Government on changes in policies affecting their industry • Newspapers can publish stories of their choosing without fear of censorship or retaliation • Frequency of corruption among public institutions
	<i>Access to justice</i>	<ul style="list-style-type: none"> • How often is following characteristic associated with the court system: Fair • Running of the justice system • Justice is not fairly administered in society
	<i>Police and security</i>	<ul style="list-style-type: none"> • Over the past year, how often have you or anyone in your family been physically attacked? • Losses and Costs of Crime: A 1-point increase on a scale from "0" to "10" in crime during any 12-month period. • Confidence in the police force

Data sources and collection	<i>Data sources</i>	35 separate data sources constructed by 32 different organizations from around the world
	<i>Data gatherers</i>	World Bank Institute staff
Gender sensitivity	<i>Disaggregated by sex</i>	None
	<i>Sex specific</i>	None
	<i>Implicitly gendered</i>	Yes, to the extent that certain basic services disproportionately benefit women
	<i>Chosen by women</i>	None
	<i>Explicitly gendered</i>	Not at all: no intentional effort to collect gender-sensitive data
Participatory nature for governance assessment cycle	<ul style="list-style-type: none"> • Participation in method development: none • Participation in data collection and analysis: none • External validation: none • Accessibility of findings: aggregate scores and some underlying data are published on website and in publication form • Local contextualization: none • Link to development plans: used in calculation for disbursement of Millennium Challenge Account funds 	

World Values Survey
World Values Survey Association
Web access: <http://www.worldvaluessurvey.org/>

Stated purpose	To inform social scientists, policy makers and the general public of the changes that are occurring and their implications, and to contribute to a better understanding of how these changes are likely to impact on social, economic and political life
Country coverage	More than 80 countries worldwide
Time coverage	Ongoing; surveys are launched in 'waves' where not all countries are released in the same year; first launched in 1981; latest launched 2005, with some countries completed 2008
Target users	Social scientists, policy makers and the general public for better understanding of social change
Data type	Primary compilation of indicators derived from surveys of public opinion

Measurement focus	More than 200 questions to evaluate citizen attitudes on perceptions of life, environment, work, family, politics and society, religion and morale, and national identity	
Examples of Indicators	<i>Political power</i>	<ul style="list-style-type: none"> How democratically is this country being governed today? [1 means 'not at all democratic' and 10 means 'completely democratic']
	<i>Economic power</i>	<ul style="list-style-type: none"> Now I would like to ask you something about the things that would seem to you, personally, most important if you were looking for a job. Here are some of the things many people take into account in relation to their work. Regardless of whether you're actually looking for a job, which one would you, personally, place first if you were looking for a job? [A good income so that you do not have any worries about money, A safe job with no risk of closing down or unemployment, Working with people you like, Doing an important job that gives you a feeling of accomplishment] Imagine two secretaries, of the same age, doing practically the same job. One finds out that the other earns considerably more than she does. The better paid secretary, however, is quicker, more efficient and more reliable at her job. In your opinion, is it fair or not fair that one secretary is paid more than the other?
	<i>Service delivery</i>	<ul style="list-style-type: none"> I am going to read out a list of environmental problems facing many communities. Please, tell me how serious you consider each one to be here in your own community. Is it very serious, somewhat serious, not very serious or not serious at all? [Poor water quality, Poor air quality, Poor sewage and sanitation]
Examples of Gender-related Indicators	<ul style="list-style-type: none"> On the whole, men make better political leaders than women do. [Answer from agree to disagree] When jobs are scarce, men should have more right to a job than women. [Agree, disagree, neither] Being a housewife is just as fulfilling as working for pay. [Answer from agree to disagree] 	

Data sources and collection	<i>Data sources</i>	Nationally representative samples of the public
	<i>Data gatherers</i>	A network of social scientists at leading universities worldwide
Gender sensitivity	<i>Disaggregated by sex</i>	Yes, for all questions
	<i>Sex specific</i>	Some questions are women specific
	<i>Implicitly gendered</i>	Some questions, e.g., about children's characteristics (feeling of responsibility, imaginativeness, religious faith etc.)
	<i>Chosen by women</i>	Questions are to be asked equally to women and men, but no explicit female participation in method development; executive committee is disproportionately male
	<i>Explicitly gendered</i>	Partially: a wide range of disaggregated indicators that address many different topics of relevance to women, but no process to reflect gender differences in indicator selection and collection
Participatory nature for governance assessment cycle	<ul style="list-style-type: none"> Participation in method development: none Participation in data collection and analysis: stakeholders provide the data External validation: a steering committee representing all regions of the world coordinates the surveys Accessibility of findings: all raw data available through an interactive website Local contextualization: questionnaire is standard across countries, with some questions specific to OECD/non-OECD countries; possible responses are adapted to local context and translated into local languages, and questions may be added locally Link to development plans: none 	

D. Methods and Frameworks for Generating Data

Benefit Incidence and Demand Analysis
Cornell University
Web access: www.cfnpp.cornell.edu/images/wp167.pdf

Stated purpose	To address the extent to which public spending mitigates or exacerbates gender inequities, and how existing allocations of public expenditure can be changed to improve gender equity
Country coverage	Method has been implemented in a selection of countries worldwide, including Bulgaria, Ghana, Uganda, Pakistan, Vietnam, Peru, Mauritania and Madagascar
Time coverage	Released 2004
Target users	Policymakers and stakeholders concerned about gender inequality in society
Data type	Primary compilation of indicators derived from surveys of public opinion

Measurement focus	More than 15 indicators evaluating the share of benefits received by girls/boys from public services, and the impacts of specific forms of public spending by gender. Each indicator limited to one or two countries	
Examples of Indicators	<i>Service delivery</i>	<ul style="list-style-type: none"> The share of benefits of girls/boys of public schooling The share of benefits of girls/boys of health care consultations The share of benefits of girls/boys of vaccination rates The impact of fee levels at health clinics The impact of the provision of better qualified teachers in primary schools The impact of water infrastructure investments

Data sources and collection	<i>Data sources</i>	Previously completed public opinion and facility surveys
	<i>Data gatherers</i>	Independent polling organizations provide data that are processed by Cornell academics
Gender sensitivity	<i>Disaggregated by sex</i>	Yes, for all data
	<i>Sex specific</i>	Some data are women specific
	<i>Implicitly gendered</i>	Some data, e.g., impact of water infrastructure
	<i>Chosen by women</i>	None
	<i>Explicitly gendered</i>	Partially: a wide range of disaggregated indicators that address many different topics of relevance to women, but no process at the local level to reflect gender differences in indicator selection and collection
Participatory nature for governance assessment cycle	<ul style="list-style-type: none"> Participation in method development: none Participation in data collection and analysis: stakeholders provide the data External validation: none Accessibility of findings: all results published Local contextualization: none Link to development plans: none 	

Citizen Report Cards

Public Affairs Centre, Bangalore, India

Web access: <http://www.pacindia.org/issues/research>. The Citizen Report Card Learning Toolkit is at <http://www.citizenreportcard.com>.

See also entry in UNDP Users' Guide on Measuring Decentralisation and Local Governance, www.undp.org/oslocentre

Stated purpose	To provide public agencies with systematic feedback from users of public services
Country coverage	Method has been implemented in a range of countries worldwide, including the Philippines, Pakistan, India, Brazil, Ukraine and others. Many of these have been done through small organizations with limited or no contact with the Public Affairs Centre
Time coverage	First implemented in 1993, with formal web-based self-learning course launched in 2006-07
Target users	Communities, civil society organizations or local governments interested in engaging with service providers to improve the delivery of public services
Data type	Primary compilation of indicators derived from surveys of public opinion

Measurement focus	User perceptions on the quality, efficiency, and adequacy of public services, aggregated to create a 'report card' that rates the performance of all major service providers in the city	
Examples of Indicators from Bangalore	<i>Service delivery</i>	<ul style="list-style-type: none"> Overall public satisfaction (by agency) Dimensions of public satisfaction with respect to staff behaviour, quality of service, information provided The cost of compensatory investments made by citizens
	<i>Accountability, transparency and corruption</i>	<ul style="list-style-type: none"> Speed money actually paid
Example of Gender-related Indicator from Bangalore	<ul style="list-style-type: none"> Satisfaction with maternity homes 	

Data sources and collection	<i>Data sources</i>	Sampling of households, varying by purpose and the population of interest
	<i>Data gatherers</i>	Trained civil society workers or local polling organizations
Gender sensitivity	<i>Disaggregated by sex</i>	Has been done in some cases, e.g. In shakti, india
	<i>Sex specific</i>	Some questions are women specific
	<i>Implicitly gendered</i>	Yes, to the extent that certain basic services disproportionately benefit women
	<i>Chosen by women</i>	Possible, but not consistently done to date
	<i>Explicitly gendered</i>	Partially: some concern for gender issues and disaggregation, but questions should be posed equally to men and women
Participatory nature for governance assessment cycle	<ul style="list-style-type: none"> Participation in method development: focus group discussions are recommended during development with citizens from the population of interest, as well as meeting with service providers Participation in data collection and analysis: stakeholders provide the data External validation: quality checks are performed to ensure reliable and accurate data collection Accessibility of findings: findings are published on websites, often only in local languages, and raw data rarely available Local contextualization: yes, entirely tailored to local context Link to development plans: not generally 	

Common Assessment Framework (CAF)

European Institute of Public Administration

Web access: <http://www.eipa.eu/en/topics/show/&tid=191>

Stated purpose	To assist public-sector organizations across Europe in using quality management techniques to improve performance
Country coverage	Method has been implemented in 39 countries worldwide, concentrated in the European Union and neighboring countries
Time coverage	First launched in 2000
Target users	National, regional and local public sector institutions or public sector departments to inform reform programs or target improvement
Data type	Primary compilation of indicators derived from self-assessment questionnaire

Measurement focus	2 criteria divided into sub-criteria: Enablers criteria (leadership, strategy, people, partnerships and resources, processes) and Results criteria (citizen/customer-oriented results, people results, society results, key performance results)	
Examples of Indicators	<i>Service delivery</i>	<ul style="list-style-type: none"> Develop and deliver citizen/customer-oriented services and products Results of citizen/customer satisfaction measurements Indicators of citizen/customer-oriented measurements
Examples of Gender-related Indicators	<ul style="list-style-type: none"> Complying with diversity and gender aspects Introduction of innovative systems of budgetary and cost planning, including gender budgets 	

Data sources and collection	<i>Data sources</i>	Participants' knowledge and experience of working in the organization
	<i>Data gatherers</i>	A representative group from within the organization
Gender sensitivity	<i>Disaggregated by sex</i>	None
	<i>Sex specific</i>	Some data are women specific
	<i>Implicitly gendered</i>	Could be, if service in question disproportionately affects women
	<i>Chosen by women</i>	None
	<i>Explicitly gendered</i>	Partially: some concern for gender issues, but gender-related indicators are segregated from others and no process at the local level to reflect gender differences in indicator selection and collection
Participatory nature for governance assessment cycle	<ul style="list-style-type: none"> Participation in method development: broad consultation involving management, internal stakeholders and external stakeholders when applicable is recommended Participation in data collection and analysis: stakeholders provide the data External validation: none Accessibility of findings: not publicly available Local contextualization: customization is recommended but basic elements are to be maintained Link to development plans: generally yes 	

Electricity Governance Initiative Toolkit

World Resources Institute, Prayas Energy Group, National Institute of Public Finance and Policy (India)

Web access: <http://electricitygovernance.wri.org/publications/electricity-governance-toolkit>

Stated purpose	To assess and promote good governance in the electricity sector
Country coverage	Pilot assessments in India, Indonesia, the Philippines and Thailand
Time coverage	Current toolkit launched 2007; pilots implemented between January 2005 and March 2006
Target users	National coalitions of civil society to engage with government officials and to advocate for the formalization of access to information and participation
Data type	Primary compilation of indicators with qualitative explanations, derived from expert and practitioner opinion

Measurement focus	A set of 64 indicators addressing four basic elements of good governance: public participation, transparency, accountability and capacity, and the extent to which they are practiced in electricity policy and regulation	
Examples of Indicators	<i>Political power</i>	<ul style="list-style-type: none"> Public participation in developing policies to reduce environmental impacts
	<i>Accountability, transparency and corruption</i>	<ul style="list-style-type: none"> Capacity of legislative committee Effective functioning of legislative committee on electricity Clarity and transparency of executive's environmental mandate Transparency and accountability in the design and implementation of subsidies
Examples of Gender-related Indicators [clarification in brackets derived from EGI guidance]	<ul style="list-style-type: none"> Clarity and transparency of the executive's social mandate [includes cooperation with other agencies such as that responsible for gender] Regulator's capacity to evaluate social issues [includes existence of systems for collaboration with gender agency] Capacity of civil society organizations [includes evidence that energy governance civil society organizations support grassroots groups such as women's organizations] 	

Data sources and collection	<i>Data sources</i>	Desk research and interviews with authorities
	<i>Data gatherers</i>	National coalitions and inter-disciplinary teams with expertise in fields such as economics, environmental issues, law, social welfare
Gender sensitivity	<i>Disaggregated by sex</i>	None
	<i>Sex specific</i>	None
	<i>Implicitly gendered</i>	Some data, e.g. Indicators on social issues
	<i>Chosen by women</i>	None
	<i>Explicitly gendered</i>	Partially: some concern for gender issues, but gender-related indicators are very limited
Participatory nature for governance assessment cycle	<ul style="list-style-type: none"> Participation in method development: more than 40 practitioners and experts from civil society, electricity sector experts and others Participation in data collection and analysis: broad coalition of advocates and others but no public participation External validation: an Advisory Panel including government officials from the sector, sector experts and academics reviews the final assessment before it is released to the public Accessibility of findings: complete pilot reports published on website Local contextualization: national teams focus on issues and cases that align with their priorities, but some "priority" indicators cannot be changed Link to development plans: a strategy for outreach and engagement is developed based on the completed assessment 	

Engendering Budgets: A Practitioners' Guide to Understanding and Implementing Gender-Responsive Budgets

Commonwealth Secretariat

Web access: The guide is available at http://www.thecommonwealth.org/shared_asp_files/uploadedfiles/%7BFBF59912-40C3-47A6-89C2-F3E5A0EA9B74%7D_Engendering%20Budgets%20final%20doc.pdf. A variety of supplementary materials is also available at the Gender Responsive Budgeting website <http://www.gender-budgets.org>, which is a collaborative effort between the United Nations Development Fund for Women (UNIFEM), the Commonwealth Secretariat and Canada's International Development Research Centre (IDRC)

Stated purpose	To enable practitioners to design gender-responsive budgets adapted to their local conditions, as well as to assess the gender-responsiveness of existing budgets	
Country coverage	More than 60 countries worldwide have implemented gender-responsive budgets	
Time coverage	Guide first published in 2003	
Target users	Government officials who are designing budgets	
Data type	Primary compilation of budgetary information	

Measurement focus	No specific indicators are provided, but information is given on providing and analyzing data on service delivery and accountability, including monitoring. All resulting indicators would be gender-related	
--------------------------	--	--

Data sources and collection	<i>Data sources</i>	Governmental data
	<i>Data gatherers</i>	Government officials, often from national statistical offices
Gender sensitivity	<i>Disaggregated by sex</i>	Yes, for all relevant data
	<i>Sex specific</i>	All data are women specific
	<i>Implicitly gendered</i>	Some data, e.g., equal opportunities in public service
	<i>Chosen by women</i>	Women are assumed to be part of the design and provision of data
	<i>Explicitly gendered</i>	Fully: if guidance is followed completely, all relevant indicators are disaggregated and both men and women are involved in provision of data and design

Participatory nature for governance assessment cycle	<ul style="list-style-type: none"> Participation in method development: different actors are involved depending on the country, including civil society, development organizations, academics, and ordinary citizens Participation in data collection and analysis: stakeholders may be involved in data collection, especially civil society External validation: N/A Accessibility of findings: depends on the country Local contextualization: yes, entirely tailored to local context Link to development plans: generally yes
---	--

Missing Dimensions of Poverty

Oxford Poverty and Human Development Initiative (OPHI)

Web access: <http://www.ophi.org.uk/subindex.php?id=research2>

Stated purpose	To identify and advocate the collection of data for a small set of indicators on “missing” dimensions of human development that often matter to poor people	
Country coverage	Pilots planned in Bolivia, Bhutan, Chile, Mexico, and the Philippines	
Time coverage	Pilots under way as of end 2008	
Target users	Poverty advocates and those seeking to improve the situation of the poor	
Data type	Primary compilation of indicators derived from surveys of public opinion	
Measurement focus	More than 100 questions on employment, empowerment, physical safety, the ability to go about without shame, and meaning and value	
Examples of Indicators	<i>Economic power</i>	<ul style="list-style-type: none"> How much do you usually take home in a regular period? Considering the total number of hours worked last week, would you like to work fewer hours at the expense of a reduction in income? To what extent do you feel that you have the opportunity to advance and improve at work?
	<i>Police and security</i>	<ul style="list-style-type: none"> When decisions are made regarding how to protect yourself from violence, who is it that normally takes the decision? In the past year, has someone got into your house, flat or dwelling without permission and stole or tried to steal something? Apart from the previous incidents, in the past five years, have you or any members of your household been assaulted (hit, slapped, shoved, punched, pushed or kicked) without any weapon either inside or outside the home?
All Gender-related Indicators	<ul style="list-style-type: none"> Are you entitled to maternity leave? Why were treated in a way that you felt was prejudiced? [Possible answers include gender] 	
Data sources and collection	<i>Data sources</i>	Quantitative data from 2,000 households per country
	<i>Data gatherers</i>	Any researchers qualified to carry out a representative survey
Gender sensitivity	<i>Disaggregated by sex</i>	Not yet determined, but should be possible
	<i>Sex specific</i>	Yes, for some questions
	<i>Implicitly gendered</i>	Yes, as many questions are asked to both the head of household and the spouse to determine if answers are different, e.g., power to make decisions
	<i>Chosen by women</i>	Respondents are both heads of household and their spouses
	<i>Explicitly gendered</i>	Partially: indicators are disaggregated and some are relevant to women but do not represent the range of topics that could apply in this context and not asked equally by men and women
Participatory nature for governance assessment cycle	<ul style="list-style-type: none"> Participation in method development: none Participation in data collection and analysis: none specified, but could be done External validation: none Accessibility of findings: none specified, but it is requested that results are shared with OPHI Local contextualization: questionnaire is standard to be internationally comparable Link to development plans: none 	

Public Expenditure Tracking Surveys (PETSs)

World Bank

Web access: For an overview, see <http://go.worldbank.org/AGLWH0RV40> or <http://go.worldbank.org/1KIMS4I3K0>.

For a detailed description, see http://povlibrary.worldbank.org/files/12933_chapter9.pdf

Stated purpose	To track the effect of public expenditure on growth and/or social outcomes		
Country coverage	Method has been implemented in a number of countries worldwide, including Albania, Cambodia, Chad, East Timor, Ghana, Georgia, Honduras, Macedonia, Peru, Rwanda, Senegal, Tanzania, and Uganda		
Time coverage	First released in 1996		
Target users	Governments seeking to diagnose problems in financial management. Reformers seeking to identify bottlenecks and suggest alternative channels for funds. Advocates from civil society and the media seeking empirical data on institutional decision-making, power structures within organizations and cost efficiency		
Data type	Primary compilation of indicators derived from surveys service providers and service beneficiaries		
Measurement focus	While each PETS is designed for the country situation, 6 core elements for all facility questionnaires have been identified: Characteristics of the facility, Inputs, Outputs, Quality, Financing, Institutional mechanisms and accountability. Surveys have been done on the health and education sectors		
Examples of Indicators	<i>Service delivery</i>	<i>Teacher survey:</i> <ul style="list-style-type: none"> Total number of teachers Do you know when district receives funds? What is minimum you must spend on scholastic materials? <i>District educational officer survey:</i> <ul style="list-style-type: none"> Did the district receive the right amount from the Ministry of Finance? How many supervision visits are carried out per year to monitor financial accountability? 	
	Examples of Gender-related Indicators	<ul style="list-style-type: none"> Total number of girl students at the beginning/end of the year Frequency of receipt of foodstuffs for children, pregnant and nursing women (evaluation of benefits programme for these target groups) 	
Data sources and collection	<i>Data sources</i>	Service provider records and interviews with managers, staff and beneficiaries	
	<i>Data gatherers</i>	Trained survey personnel, preferably local	
	Gender sensitivity	<i>Disaggregated by sex</i>	Yes, in very limited instances, e.g. Number of girls in school
		<i>Sex specific</i>	Some questions are women (girl) specific
	<i>Implicitly gendered</i>	Some data, such as evaluation of food provided to children, pregnant and nursing women	
	<i>Chosen by women</i>	None to date	
<i>Explicitly gendered</i>	Partially: some concern for gender issues, but gender-related indicators are very limited and more disaggregation is possible		
Participatory nature for governance assessment cycle	<ul style="list-style-type: none"> Participation in method development: key stakeholders, including government agencies, donors and civil society organizations, are involved in the design Participation in data collection and analysis: stakeholders provide the data External validation: data are triangulated among sources for cross-validation Accessibility of findings: complete data for some surveys available on website; for others only selected findings available Local contextualization: yes, entirely tailored to local context Link to development plans: none 		

Quantitative Service Delivery Surveys (QSDSs)

World Bank

Web access: For an overview, see <http://go.worldbank.org/V68H7VFKG0> or <http://go.worldbank.org/1KIMS4I3K0>.

For a detailed description, see http://povlibrary.worldbank.org/files/12933_chapter9.pdf

Stated purpose	To examine the efficiency of public spending and incentives and various dimensions of service delivery in provider organizations, especially on the frontline	
Country coverage	Method has been implemented in 7 countries, mostly in Africa	
Time coverage	First released in 2000	
Target users	<ul style="list-style-type: none"> • Governments seeking to improve service delivery • Researchers seeking empirical data on service providers to assess the implementation capacity of governments and the analysis of public expenditures 	
Data type	Primary compilation of indicators derived from surveys service providers and service beneficiaries	
Measurement focus	While each QSDS is designed for the country situation, 6 core elements for all facility questionnaires have been identified: characteristics of the facility, inputs, outputs, quality, financing, institutional mechanisms and accountability. Surveys have been done on the health and education sectors. There are no examples of explicitly gender-related questions to date	
Examples of Indicators	<i>Service delivery</i>	<p><i>Patient survey:</i></p> <ul style="list-style-type: none"> • Did you pay user fees? • Do you think the fees you paid today were different from the fees you would have paid if you had visited on any other day? • Were you given any drugs today? <p><i>Teacher survey:</i></p> <ul style="list-style-type: none"> • Did you receive a primary certificate as part of your teacher training? • How many pupils do you teach in Grade V class? <p><i>Household education survey:</i></p> <ul style="list-style-type: none"> • Can your child write a letter? • How good would you say that your child's teacher is?
Data sources and collection	<i>Data sources</i>	Service provider records and interviews with managers, staff and beneficiaries
	<i>Data gatherers</i>	Trained survey personnel, preferably local
Gender sensitivity	<i>Disaggregated by sex</i>	None to date
	<i>Sex specific</i>	None to date
	<i>Implicitly gendered</i>	None to date; while surveys cover health and education, they do not touch on issues of most relevant to women
	<i>Chosen by women</i>	None to date
	<i>Explicitly gendered</i>	Not at all: no intentional effort to collect gender-sensitive data
Participatory nature for governance assessment cycle	<ul style="list-style-type: none"> • Participation in method development: key stakeholders, including government agencies, donors and civil society organizations, are involved in the design • Participation in data collection and analysis: stakeholders provide the data • External validation: data are triangulated among sources for cross-validation • Accessibility of findings: complete data for some surveys available on website; for others only selected findings available • Local contextualization: yes, entirely tailored to local context • Link to development plans: none 	

Time Use Studies

Centre for Time Use Research

Web access: See <http://www.timeuse.org/information/studies/>

Stated purpose	Not stated	
Country coverage	More than 75 countries worldwide	
Time coverage	Examples of implementation as early as 1800s; implemented on a periodic basis in some countries in recent times	
Target users	Government officials making policy decisions	
Data type	Population-based sample surveys	
Measurement focus	Surveys of how randomly selected respondents representing a cross-section of the population spend their time on a daily basis. Each survey is different	
Examples of Indicators from the U.S.	<i>Economic power</i>	<ul style="list-style-type: none"> • In the last seven days, did you do any work for pay or profit? • Do you usually receive overtime pay, tips, or commissions at your main job?
Example of Gender-related Indicator from the U.S.	<ul style="list-style-type: none"> • During any part of the day yesterday, was [your child] in your care? 	
Data sources and collection	<i>Data sources</i>	Sampling of households, varying by purpose and the population of interest
	<i>Data gatherers</i>	National statistical agencies or local polling organizations
Gender sensitivity	<i>Disaggregated by sex</i>	Possible, done in most recent cases
	<i>Sex specific</i>	Not generally
	<i>Implicitly gendered</i>	Yes, e.g., questions on child care
	<i>Chosen by women</i>	Possible, but not consistently done to date
	<i>Explicitly gendered</i>	Partially: some concern for gender issues and questions posed equally to men and women, but have not been implemented consistently for the purpose of gathering information on women
Participatory nature for governance assessment cycle	<ul style="list-style-type: none"> • Participation in method development: none in most cases • Participation in data collection and analysis: data are provided by randomly selected respondents • External validation: none in most cases • Accessibility of findings: findings are published on websites, often only in local languages, and raw data rarely available • Local contextualization: yes, entirely tailored to local context • Link to development plans: in some cases 	

Table 3 Mapping of measurement tools from a gender and participative perspective

This table is based on website information of the individual or organization that produced the source. These websites were accessed between September 2008 and January 2009.

Gender-related Datasets and Assessments

●● all ●● most ●● some ●● few ○○ none

Name	Gender-sensitivity					Participative nature					
	Disaggregated by sex	Sex specific	Implicitly gendered	Chosen by women	Explicitly gendered	Participation in method development	Participation in data collection and analysis	External validation	Accessibility of findings	Local contextualization	Link to development plans
African Gender and Development Index	all relevant data	some data	some data	process of expert evaluation is not explicitly gender-sensitive, but includes women	partially	yes	review includes government, CSOs and researchers	yes	not available	only national data are used, but questionnaire is standard across countries	none
Gender Empowerment Measure	underlying data	yes	no	no	partially	none	none	none	all data and scores	none	none
Gender Equity Index	all relevant data	many data	none	none	partially	none	none	none	all indicator scores	none	none
Gender Law Library	all relevant data	some data	some data	none	partially	none	none	none	all data	none	none
Gender Info	all relevant data	some data	some data	none	partially	none	none	none	all data	local data are collected and then systematized	none
Gender-related Development Index	underlying data	yes	no	no	partially	none	none	none	all data and scores	none	none
Gender Statistics	all relevant data	many data	none	none	partially	none	none	none	all data	local data used	none
Gender Statistics	none	all data	none	none	partially	none	none	none	all data	local data used	none
Gender Statistics	all data	none	some	none	partially	none	none	none	all data	local data are collected and then systematized	none
GenderStats	when available	some data	some data	none	partially	none	none	none	all data	local data used	none
Gender, Institutions and Development Data Base	nearly all relevant data	many data	some data	none	partially	none	none	yes	all data	none	none
Gender, Poverty and Environmental Indicators on African Countries	some indicators	some data	some data	none	partially	none	none	none	all data	some local data used	none
Global Database of Quotas for Women	none	all indicators	none	none	partially	none	none	yes	all data	country-specific sources included in each country table	none
Global Gender Gap Index	underlying data	none	none	none	partially	none	none	none	all data	none	none
International Violence Against Women Survey	none	all data	none	all female interviewers elicited from all female respondents	partially	yes	stakeholders provide the data	yes	not publicly accessible	none	none
MDG Monitor	only for literacy and education rates	some data	some data	none	partially	none	national governments provide qualitative information	none	all data	local data are collected and then systematized	linked to the global effort to the achieve the MDGs
Men and Women Statistics	all relevant data	many data	some data	none	partially	none	none	none	all data	local data are collected and then systematized	none
Progress of the World's Women	not for all relevant data	some data	some data	none	partially	none	none	none	some data	none	linked to the global effort to the achieve the MDGs
Women in National Parliaments	can be calculated	all data	none	none	partially	none	none	none	all data	none	none
Women's Rights in the Middle East and North Africa	none	all data	none	all female analysts and method development led by women	partially	yes	consultation with a range of actors, focus groups in Egypt, Kuwait, and Morocco	yes	scores published; no raw data available	none	none

Governance-related Datasets and Assessments

●● all ●●● most ●●●● some ●●●●● few ○○ none

Name	Gender-sensitivity					Participative nature					
	Disaggregated by sex	Sex specific	Implicitly gendered	Chosen by women	Explicitly gendered	Participation in method development	Participation in data collection and analysis	External validation	Accessibility of findings	Local contextualization	Link to development plans
Afrobarometer	possible, but none to date	some questions	to the extent that certain basic services disproportionately benefit women	questions are to be asked equally to women and men	partially	none	stakeholders provide the data	none	all data	questionnaire is standard across countries, but "indigenized" in each country	none
Bertelsmann Transformation Index	none	some data	none	none	partially	none	none	yes	all data	none	none
CIRI Human Rights Dataset	none	3 indicators are gender specific	none	none	partially	none	none	none	all data	none	none
Country Governance Analysis	some indicators	some data	none	none	partially	none	consultation should include local government, other donors and civil society	yes	most are published in full or in part on the internet	country offices have choice of which governance indicators to include	tied to existing DfID support
CPIA	none	only criterion 7	none	none	partially	none	none	none	scores, no raw data	none	tied to World Bank donor activity
Enquetes 1-2-3	all relevant data	none	some data	some women respondents	partially	participation in adaptation only	stakeholders provide the data	yes	report available, no raw data	standard questionnaire adapted at national level	none
Etude Diagnostique sur la Gouvernance et la Corruption	none	none	to the extent that women are disproportionately impacted by having to pay bribes for basic services	none	not at all	none	stakeholders provide the data	yes	report available, no raw data	specific to Burundi	produced by the government for this purpose
Freedom in the World	none	1 indicator	1 indicator	none	partially	none	none	yes	scores, no raw data	none	none
Global Corruption Barometer	only for likelihood to pay a bribe	none	to the extent that corruption in basic services disproportionately affects women	none	not at all	none	stakeholders provide the data	none	aggregated responses by country	none	none
GOFORGOLD	where possible	some data	none	none	partially	none	data will be collected with support of stakeholders	yes	all data will be published	specific to Afghanistan	none
Good Urban Governance Report Cards	in some cases	some data	some data	none	partially	yes	city officials are consulted, stakeholders are respondents	none	data not available	entirely tailored to local context	none
Ibrahim Index	none	some data	none	none	partially	none	none	none	all data	some local data used, but international data are preferred for comparability	none
Index of Economic Freedom	none	none	none	none	not at all	none	none	none	a score for each freedom	none	none
Indicators to Measure the Rule of Law	for gender-related indicators	some data	some data	none	partially	none	some opinion surveys	none	all data	variation in the choice of data to support each indicator	none
Integrity Index	none	1 indicator is women specific	none	none	partially	none	may be consulted in interviews	yes	all scores and data	none	none
Local Governance Barometer	none	some data	to the extent that certain basic services disproportionately benefit women	none	partially	yes	public sector, civil society and private sector representatives involved in interpretation and analysis of the results	none	all data	entirely tailored to local context	can be, if government stakeholders are engaged
Local Governance Performance Management System	none	some data	to the extent that certain basic services disproportionately benefit women	none	partially	yes	a wide range of governmental stakeholders are consulted	none	all data available	specific to the Philippines	none
Open Budget Index	none	none	none	none	not at all	yes	through interviews with government	yes	all data	none	none

Governance-related Datasets and Assessments (cont.)

●● all ●●● most ●●●● some ●●●●● few ○○ none

Name	Gender-sensitivity					Participative nature					
	Disaggregated by sex	Sex specific	Implicitly gendered	Chosen by women	Explicitly gendered	Participation in method development	Participation in data collection and analysis	External validation	Accessibility of findings	Local contextualization	Link to development plans
Social Audits of Delivery of Public Services	nearly all questions	none	to the extent that certain basic services disproportionately benefit women	half of respondents were women, and data were analyzed specifically to consider gender differences; in the first exercise, two sets of gender-based focus group discussions were conducted	fully	none	the findings are discussed with communities and solutions are agreed and implemented jointly	yes	selected results	questionnaire is specific to Pakistan, but standard across regions	in some cases, at the local government level
Urban Governance Index	none	2 indicators	to the extent that certain basic services disproportionately benefit women	none	partially	yes	participatory collection and evaluation exercise involving local partners	none	pilot results published on website; other results available according to implementing organization	none	none
World Governance Assessment	none	none	to the extent that certain basic services disproportionately benefit women	none	not at all	none	stakeholders provide the data	yes	all data	none	none
World Governance Indicators	none	none	to the extent that certain basic services disproportionately benefit women	none	not at all	none	none	none	aggregate scores and some underlying data	none	none
World Values Survey	all data	some questions	some questions	questions are to be asked equally to women and men	partially	none	stakeholders provide the data	yes	all data	some standard elements and some adaptation	none

Methods and Frameworks for Generating Data

Name	Gender-sensitivity					Participative nature					
	Disaggregated by sex	Sex specific	Implicitly gendered	Chosen by women	Explicitly gendered	Participation in method development	Participation in data collection and analysis	External validation	Accessibility of findings	Local contextualization	Link to development plans
Benefit Incidence and Demand Analysis	all data	some data	some data	none	partially	none	stakeholders provide the data	none	all results published	different surveys used in different countries	none
Citizen Report Cards	has been done in some cases, e.g. in Shakti, India	some questions	to the extent that certain basic services disproportionately benefit women	possible, but not consistently done	partially	yes	stakeholders provide the data	yes	findings are published on websites, often only in local languages, and raw data rarely available	entirely tailored to local context	none
Common Assessment Framework (CAF)	none	some data	if service in question disproportionately affects women	none	partially	yes	stakeholders provide the data	none	not publicly available	customization is recommended but basic elements are to be maintained	generally yes
Electricity Governance Initiative	none	none	some data	none	partially	various experts, but not the public	broad coalition of advocates but not the public	yes	all results published	some standard elements and some adaptation	strategy is developed
Engendering Budgets	all relevant data	all data	some data	women part of design and provision of data	fully	yes	possible	N/A	depends on the country	entirely tailored to local context	generally yes
Missing Dimensions of Poverty	could be done	some questions	some questions	both men and women respondents	partially	none	none	none	not yet determined	none	none
PETSS	in limited instances	some questions	some data	none	partially	yes	stakeholders provide the data	yes	complete data for some surveys available on website; for others only selected findings available	entirely tailored to local context	none
QSDSs	none	none	none	none	not at all	yes	stakeholders provide the data	yes	complete data for some surveys available on website; for others only selected findings available	entirely tailored to local context	none
Time Use Studies	in most cases	not generally	some data	possible, but not consistently done	partially	none in most cases	stakeholders provide the data	none in most cases	findings are published on websites, often only in local languages, and raw data rarely available	entirely tailored to local context	in some cases

Table 4 Mapping of measurement tools from the service delivery perspective

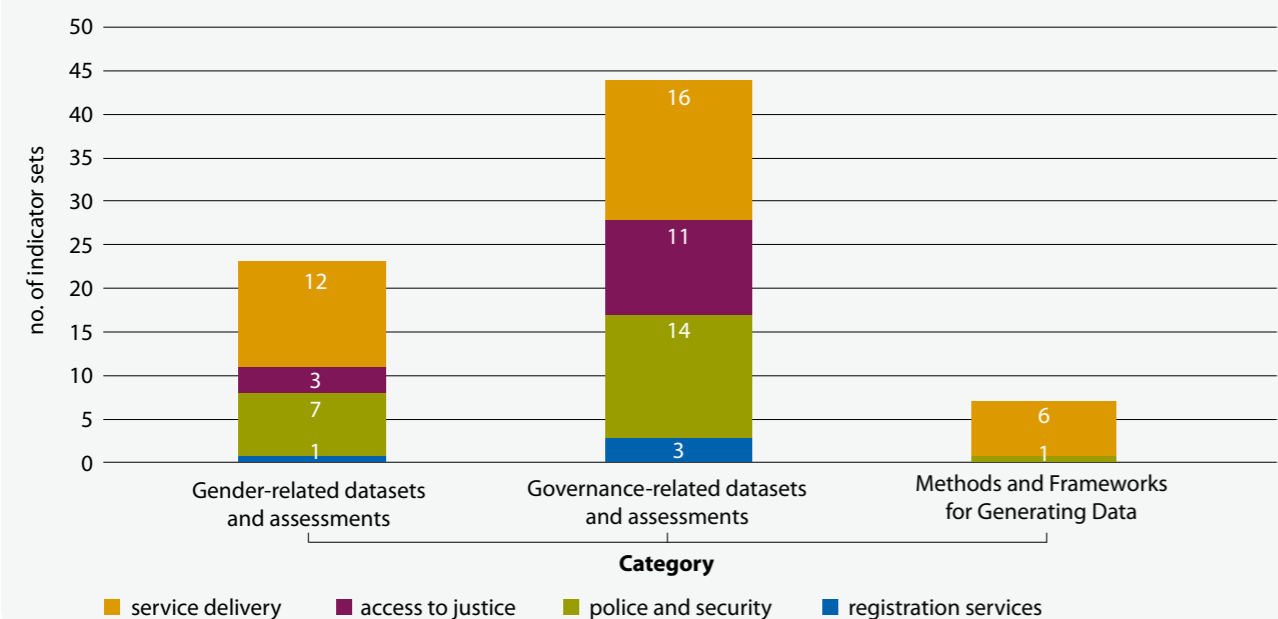
This table is based on website information of the individual or organization that produced the source. These websites were accessed between September 2008 and January 2009.

Category	Name of tool	Organization	Indicators on			
			service delivery	access to justice	police and security	regis-tration services
Gender-related Datasets and Assessments	African Gender and Development Index	UN Economic Commission for Africa	√		√	
	Gender Empowerment Measure	UNDP				
	Gender Equity Index	Social Watch	√			
	Gender Law Library	World Bank		√		√
	Gender Info	UN Statistics Division	√			
	Gender-related Development Index	UNDP				
	Gender Statistics	UN ECLAC	√		√	
	Gender Statistics	UN ESCWA				
	Gender Statistics	UNECE	√		√	
	GenderStats	World Bank	√		√	
	Gender, Institutions and Development Data Base	OECD	√		√	
	Gender, Poverty and Environmental Indicators on African Countries	African Development Bank	√			
	Global Database of Quotas for Women	IDEA and Stockholm University				
	Global Gender Gap Index	World Economic Forum	√			
	International Violence Against Women Survey	European Institute for Crime Prevention and Control				
	MDG Monitor	UN	√			
	Men and Women Statistics	UN ESCAP				
	Progress of the World's Women	UNIFEM	√	√	√	
	Women in National Parliaments	IPU				
	Women's Rights in the Middle East and North Africa	Freedom House	√	√	√	

Category	Name of tool	Organization	Indicators on			
			service delivery	access to justice	police and security	regis-tration services
Governance-related Datasets and Assessments	Afrobarometer	joint enterprise	√		√	
	Bertelsmann Transformation Index	Bertelsmann Stiftung	√	√		
	CIRI Human Rights Dataset	CIRI			√	
	Country Governance Analysis	DfID		√		
	CPIA	World Bank	√		√	
	Enquetes 1-2-3	DIAL	√			
	Etude Diagnostique sur la Gouvernance et la Corruption	Government of Burundi	√	√	√	√
	Freedom in the World	Freedom House		√	√	
	Global Corruption Barometer	Transparency International	√	√	√	√
	GOFORGOLD	IDLG	√		√	
	Good Urban Governance Report Cards	UNDP-TUGI	√		√	
	Ibrahim Index	Mo Ibrahim Foundation	√	√	√	
	Index of Economic Freedom	Heritage Foundation and Wall Street Journal				√
	Indicators to Measure the Rule of Law	Vera Institute for Justice		√	√	
	Integrity Index	Global Integrity		√		
	Local Governance Barometer	Impact Alliance	√			
	Local Governance Performance Management System	Government of Philippines	√		√	
	Open Budget Index	International Budget Project				
	Social Audits of Delivery of Public Services	CIET International	√	√	√	
	Urban Governance Index	UN-Habitat	√			
	World Governance Assessment	ODI	√	√	√	
	World Governance Indicators	World Bank	√	√	√	
	World Values Survey	World Values Survey Association	√			

Category	Name of tool	Organization	Indicators on			
			service delivery	access to justice	police and security	registration services
Methods and Frameworks for Generating Data	Benefit Incidence and Demand Analysis	Cornell University	√			
	Citizen Report Cards	Public Affairs Centre	√			
	Common Assessment Framework (CAF)	European Institute of Public Administration	√			
	Electricity Governance Initiative	EGI				
	Engendering Budgets	Commonwealth Secretariat	√			
	Missing Dimensions of Poverty	OPHI			√	
	PETs	World Bank	√			
	QSDs	World Bank	√			
	Time Use Studies	Centre for Time Use Research				

Figure 6 Indicator Sets by Category and Topical Area



Annex I Lists of Tools by Category, Name and Institution

1. LIST OF TOOLS BY CATEGORY

GENDER-RELATED DATASETS AND ASSESSMENTS

African Gender and Development Index 52

UN Economic Commission for Africa

Gender Empowerment Measure (GEM) 53

UNDP

Gender Equity Index 54

Social Watch

Gender Info 55

UN Statistics Division

Gender Law Library 56

World Bank

Gender-related Development Index (GDI) 57

UNDP

Gender Statistics 58

UN Economic Commission for Latin America and the Caribbean (ECLAC)

Gender Statistics 59

UN Economic and Social Commission for Western Asia (ESCWA)

Gender Statistics 60

UN Economic Commission for Europe (UNECE)

GenderStats 61

World Bank

Gender, Institutions and Development Data Base 62

OECD

Gender, Poverty and Environmental Indicators on African Countries 63

African Development Bank (ADB)

Global Database of Quotas for Women 64

IDEA and Stockholm University

Global Gender Gap Index 65

World Economic Forum

International Violence Against Women Survey 66

European Institute for Crime Prevention and Control (HEUNI)

MDG Monitor 67

United Nations

Men and Women Statistics 68

UN Economic and Social Commission for Asia and the Pacific (ESCAP)

Progress of the World's Women 69

UNIFEM

Women in National Parliaments 70

Inter-Parliamentary Union

Women's Rights in the Middle East and North Africa 71

Freedom House

GOVERNANCE-RELATED DATASETS AND ASSESSMENTS

Afrobarometer 73

Institute for Democracy in South Africa (Idasa), the Center for Democratic Development (CDD Ghana) and the Institute for Empirical Research in Political Economy

Bertelsmann Transformation Index 75

Bertelsmann Stiftung

Cingranelli-Richards (CIRI) Human Rights Dataset 76

CIRI

Country Governance Analysis 77

UK Department for International Development

Country Policy and Institutional Assessment (CPIA) 78

World Bank

Enquêtes 1-2-3 (Pauvreté, Démocratie et Gouvernance) 79

Développement Institutions & Analyses de Long Term (DIAL)

Etude Diagnostique sur la Gouvernance et la Corruption au Burundi (Diagnostic Study on Governance and Corruption in Burundi) 80

Government of Burundi

Freedom in the World 81

Freedom House

Global Corruption Barometer 82

Transparency International

Good Governance for Local Development – GOFORGOLD 83

Independent Directorate for Local Governance (IDLG), Afghanistan

Good Urban Governance Report Cards 85

UNDP-TUGI (The Urban Governance Initiative)

Ibrahim Index of African Governance 87

Mo Ibrahim Foundation

Index of Economic Freedom 88

Heritage Foundation and Wall Street Journal

Indicators to Measure the Rule of Law 89

Vera Institute for Justice and Altus Global Alliance

Integrity Index 90

Global Integrity

Local Governance Barometer 91

Impact Alliance

Local Governance Performance Management System (LGPMs) 92

Department of the Interior and Local Government, Philippines

Open Budget Index 93

International Budget Project

Social Audits of Delivery of Public Services in Pakistan 94

CIET International

Urban Governance Index 95

UN-Habitat

World Governance Assessment 96

Overseas Development Institute (ODI)

World Governance Indicators (Governance Matters) 97

World Bank Institute

World Values Survey 98

World Values Survey Association

METHODS AND FRAMEWORKS FOR GENERATING DATA

Benefit Incidence and Demand Analysis 99

Cornell University

Citizen Report Cards 100

Public Affairs Centre, Bangalore, India

Common Assessment Framework (CAF) 101

European Institute of Public Administration

Electricity Governance Initiative Toolkit 102

World Resources Institute, Prayas Energy Group, National Institute of Public Finance and Policy (India)

Engendering Budgets: A Practitioners' Guide to Understanding and Implementing Gender-Responsive Budgets 103

Commonwealth Secretariat

Missing Dimensions of Poverty 104

Oxford Poverty and Human Development Initiative (OPHI)

Public Expenditure Tracking Surveys (PETSs) 105

World Bank

Quantitative Service Delivery Surveys (QSDSs) 106

World Bank

Time Use Studies 107

Centre for Time Use Research

2. LIST OF TOOLS BY NAME

African Gender and Development Index 52

UN Economic Commission for Africa

Afrobarometer 73

Institute for Democracy in South Africa (Idasa), the Center for Democratic Development (CDD Ghana) and the Institute for Empirical Research in Political Economy

Benefit Incidence and Demand Analysis 99

Cornell University

Bertelsmann Transformation Index 75

Bertelsmann Stiftung

Cingranelli-Richards (CIRI) Human Rights Dataset 76

CIRI

Citizen Report Cards 100

Public Affairs Centre, Bangalore, India

Common Assessment Framework (CAF) 101

European Institute of Public Administration

Country Governance Analysis 77

UK Department for International Development

Country Policy and Institutional Assessment (CPIA) 78

World Bank

Electricity Governance Initiative Toolkit 102

World Resources Institute, Prayas Energy Group, National Institute of Public Finance and Policy (India)

Enquêtes 1-2-3 (Pauvreté, Démocratie et Gouvernance) 79

Développement Institutions & Analyses de Long Term (DIAL)

Engendering Budgets: A Practitioners' Guide to Understanding and Implementing Gender-Responsive Budgets 103

Commonwealth Secretariat

Etude Diagnostique sur la Gouvernance et la Corruption au Burundi (Diagnostic Study on Governance and Corruption in Burundi) 80

Government of Burundi

Freedom in the World 81

Freedom House

Gender Empowerment Measure (GEM) 53

UNDP

Gender Equity Index 54

Social Watch

Gender Info 55

UN Statistics Division

Gender Law Library 56

World Bank

Gender-related Development Index (GDI) 57

UNDP

Gender Statistics 58

UN Economic Commission for Latin America and the Caribbean (ECLAC)

Gender Statistics 59

UN Economic and Social Commission for Western Asia (ESCWA)

Gender Statistics 60

UN Economic Commission for Europe (UNECE)

GenderStats 61

World Bank

Gender, Institutions and Development Data Base 62

OECD

Gender, Poverty and Environmental Indicators on African Countries 63

African Development Bank (ADB)

Global Database of Quotas for Women 64

IDEA and Stockholm University

Global Gender Gap Index 65

World Economic Forum

Global Corruption Barometer 82

Transparency International

Good Governance for Local Development – GOFORGOLD 83

Independent Directorate for Local Governance (IDLG), Afghanistan

Good Urban Governance Report Cards 85

UNDP-TUGI (The Urban Governance Initiative)

Ibrahim Index of African Governance 87

Mo Ibrahim Foundation

Index of Economic Freedom 88

Heritage Foundation and Wall Street Journal

Indicators to Measure the Rule of Law 89

Vera Institute for Justice and Altus Global Alliance

Integrity Index 90

Global Integrity

International Violence Against Women Survey 66

European Institute for Crime Prevention and Control (HEUNI)

Local Governance Barometer 91

Impact Alliance

Local Governance Performance Management System 92 (LGPMS)

Department of the Interior and Local Government, Philippines

MDG Monitor 67

United Nations

Men and Women Statistics 68

UN Economic and Social Commission for Asia and the Pacific (ESCAP)

Missing Dimensions of Poverty 104

Oxford Poverty and Human Development Initiative (OPHI)

Open Budget Index 93

International Budget Project

Progress of the World's Women 69

UNIFEM

Public Expenditure Tracking Surveys (PETSs) 105

World Bank

Quantitative Service Delivery Surveys (QSDSs) 106

World Bank

Social Audits of Delivery of Public Services in Pakistan 94

CIET International

Time Use Studies 107

Centre for Time Use Research

Urban Governance Index 95

UN-Habitat

Women in National Parliaments 70

Inter-Parliamentary Union

Women's Rights in the Middle East and North Africa 71

Freedom House

World Governance Assessment 96

Overseas Development Institute (ODI)

World Governance Indicators (Governance Matters) 97

World Bank Institute

World Values Survey 98

World Values Survey Association

3. LIST OF TOOLS BY INSTITUTION

African Development Bank (ADB)

Gender, Poverty and Environmental Indicators on African Countries 63

Bertelsmann Stiftung

Bertelsmann Transformation Index 75

Centre for Time Use Research

Time Use Studies 107

CIET International

Social Audits of Delivery of Public Services in Pakistan 94

CIRI

Cingranelli-Richards (CIRI) Human Rights Dataset 76

Commonwealth Secretariat

Engendering Budgets: A Practitioners' Guide to Understanding and Implementing Gender-Responsive Budgets 103

Cornell University

Benefit Incidence and Demand Analysis 99

Department of the Interior and Local Government, Philippines

Local Governance Performance Management System (LGPMS) 92

Développement Institutions & Analyses de Long Term (DIAL)

Enquêtes 1-2-3 (Pauvreté, Démocratie et Gouvernance) 79

European Institute for Crime Prevention and Control (HEUNI)

International Violence Against Women Survey 66

European Institute of Public Administration

Common Assessment Framework (CAF) 101

Freedom House

Freedom in the World 81

Women's Rights in the Middle East and North Africa 71

Global Integrity

Integrity Index 90

Government of Burundi

Etude Diagnostique sur la Gouvernance et la Corruption au Burundi (Diagnostic Study on Governance and Corruption in Burundi) 80

Heritage Foundation and Wall Street Journal

Index of Economic Freedom 88

IDEA and Stockholm University

Global Database of Quotas for Women 64

Impact Alliance

Local Governance Barometer 91

Independent Directorate for Local Governance (IDLG), Afghanistan

Good Governance for Local Development – GOFORGOLD 83

Institute for Democracy in South Africa (Idasa), the Center for Democratic Development (CDD Ghana) and the Institute for Empirical Research in Political Economy

Afrobarometer 73

Inter-Parliamentary Union

Women in National Parliaments 70

Mo Ibrahim Foundation

Ibrahim Index of African Governance 87

OECD

Gender, Institutions and Development Data Base 62

Overseas Development Institute (ODI)

World Governance Assessment 96

Oxford Poverty and Human Development Initiative (OPHI)

Missing Dimensions of Poverty 104

International Budget Project

Open Budget Index 93

Public Affairs Centre, Bangalore, India

Citizen Report Cards 100

Social Watch

Gender Equity Index 54

Transparency International

Global Corruption Barometer 82

UK Department for International Development

Country Governance Analysis 77

UN Economic and Social Commission for Asia and the Pacific (ESCAP)

Men and Women Statistics 68

UN Economic and Social Commission for Western Asia (ESCWA)

Gender Statistics 59

UN Economic Commission for Africa

African Gender and Development Index 52

UN Economic Commission for Europe (UNECE)

Gender Statistics 60

UN Economic Commission for Latin America and the Caribbean (ECLAC)

Gender Statistics 58

UN Statistics Division

Gender Info 55

UNDP

Gender Empowerment Measure (GEM) 53

Gender-related Development Index (GDI) 57

UNDP-TUGI (The Urban Governance Initiative)

Good Urban Governance Report Cards 85

UN-Habitat

Urban Governance Index 95

UNIFEM

Progress of the World's Women 69

United Nations

MDG Monitor 67

Vera Institute for Justice and Altus Global Alliance

Indicators to Measure the Rule of Law 89

World Bank

Country Policy and Institutional Assessment (CPIA) 78

Gender Law Library 56

GenderStats 61

Public Expenditure Tracking Surveys (PETSs) 105

Quantitative Service Delivery Surveys (QSDSs) 106

World Bank Institute

World Governance Indicators (Governance Matters) 97

World Economic Forum

Global Gender Gap Index 65

World Resources Institute, Prayas Energy Group, National Institute of Public Finance and Policy (India)

Electricity Governance Initiative Toolkit 102

World Values Survey Association

World Values Survey 98

Annex II The Universal Declaration of Human Rights

Adopted and proclaimed by General Assembly resolution 217 A (III) of 10 December 1948

On December 10, 1948 the General Assembly of the United Nations adopted and proclaimed the Universal Declaration of Human Rights the full text of which appears in the following pages. Following this historic act the Assembly called upon all Member countries to publicise the text of the Declaration and "to cause it to be disseminated, displayed, read and expounded principally in schools and other educational institutions, without distinction based on the political status of countries or territories."

PREAMBLE

Whereas recognition of the inherent dignity and of the equal and inalienable rights of all members of the human family is the foundation of freedom, justice and peace in the world,

Whereas disregard and contempt for human rights have resulted in barbarous acts which have outraged the conscience of mankind, and the advent of a world in which human beings shall enjoy freedom of speech and belief and freedom from fear and want has been proclaimed as the highest aspiration of the common people,

Whereas it is essential, if man is not to be compelled to have recourse, as a last resort, to rebellion against tyranny and oppression, that human rights should be protected by the rule of law,

Whereas it is essential to promote the development of friendly relations between nations,

Whereas the peoples of the United Nations have in the Charter reaffirmed their faith in fundamental human rights, in the dignity and worth of the human person and in the equal rights of men and women and have determined to promote social progress and better standards of life in larger freedom,

Whereas Member States have pledged themselves to achieve, in co-operation with the United Nations, the promotion of universal respect for and observance of human rights and fundamental freedoms,

Whereas a common understanding of these rights and freedoms is of the greatest importance for the full realization of this pledge,

Now, Therefore THE GENERAL ASSEMBLY proclaims THIS UNIVERSAL DECLARATION OF HUMAN RIGHTS as a common standard of achievement for all peoples and all nations, to the end that every individual and every organ of society, keeping this Declaration constantly in mind, shall strive by teaching and education to promote respect for these rights and freedoms and by progressive measures, national and international, to secure

their universal and effective recognition and observance, both among the peoples of Member States themselves and among the peoples of territories under their jurisdiction.

Article 1.

All human beings are born free and equal in dignity and rights. They are endowed with reason and conscience and should act towards one another in a spirit of brotherhood.

Article 2.

Everyone is entitled to all the rights and freedoms set forth in this Declaration, without distinction of any kind, such as race, colour, sex, language, religion, political or other opinion, national or social origin, property, birth or other status. Furthermore, no distinction shall be made on the basis of the political, jurisdictional or international status of the country or territory to which a person belongs, whether it be independent, trust, non-self-governing or under any other limitation of sovereignty.

Article 3.

Everyone has the right to life, liberty and security of person.

Article 4.

No one shall be held in slavery or servitude; slavery and the slave trade shall be prohibited in all their forms.

Article 5.

No one shall be subjected to torture or to cruel, inhuman or degrading treatment or punishment.

Article 6.

Everyone has the right to recognition everywhere as a person before the law.

Article 7.

All are equal before the law and are entitled without any discrimination to equal protection of the law. All are entitled to equal protection against any discrimination in violation of this Declaration and against any incitement to such discrimination.

Article 8.

Everyone has the right to an effective remedy by the competent national tribunals for acts violating the fundamental rights granted him by the constitution or by law.

Article 9.

No one shall be subjected to arbitrary arrest, detention or exile.

Article 10.

Everyone is entitled in full equality to a fair and public hearing by an independent and impartial tribunal, in the determination of his rights and obligations and of any criminal charge against him.

Article 11.

(1) Everyone charged with a penal offence has the right to be presumed innocent until proved guilty according to law in a public trial at which he has had all the guarantees necessary for his defence.

(2) No one shall be held guilty of any penal offence on account of any act or omission which did not constitute a penal offence, under national or international law, at the time when it was committed. Nor shall a heavier penalty be imposed than the one that was applicable at the time the penal offence was committed.

Article 12.

No one shall be subjected to arbitrary interference with his privacy, family, home or correspondence, nor to attacks upon his honour and reputation. Everyone has the right to the protection of the law against such interference or attacks.

Article 13.

(1) Everyone has the right to freedom of movement and residence within the borders of each state.

(2) Everyone has the right to leave any country, including his own, and to return to his country.

Article 14.

(1) Everyone has the right to seek and to enjoy in other countries asylum from persecution.

(2) This right may not be invoked in the case of prosecutions genuinely arising from non-political crimes or from acts contrary to the purposes and principles of the United Nations.

Article 15.

(1) Everyone has the right to a nationality.

(2) No one shall be arbitrarily deprived of his nationality nor denied the right to change his nationality.

Article 16.

(1) Men and women of full age, without any limitation due to race, nationality or religion, have the right to marry and to found a family. They are entitled to equal rights as to marriage, during marriage and at its dissolution.

(2) Marriage shall be entered into only with the free and full consent of the intending spouses.

(3) The family is the natural and fundamental group unit of society and is entitled to protection by society and the State.

Article 17.

(1) Everyone has the right to own property alone as well as in association with others.

(2) No one shall be arbitrarily deprived of his property.

Article 18.

Everyone has the right to freedom of thought, conscience and religion; this right includes freedom to change his religion or be-

lief, and freedom, either alone or in community with others and in public or private, to manifest his religion or belief in teaching, practice, worship and observance.

Article 19.

Everyone has the right to freedom of opinion and expression; this right includes freedom to hold opinions without interference and to seek, receive and impart information and ideas through any media and regardless of frontiers.

Article 20.

(1) Everyone has the right to freedom of peaceful assembly and association.

(2) No one may be compelled to belong to an association.

Article 21.

(1) Everyone has the right to take part in the government of his country, directly or through freely chosen representatives.

(2) Everyone has the right of equal access to public service in his country.

(3) The will of the people shall be the basis of the authority of government; this will shall be expressed in periodic and genuine elections which shall be by universal and equal suffrage and shall be held by secret vote or by equivalent free voting procedures.

Article 22.

Everyone, as a member of society, has the right to social security and is entitled to realization, through national effort and international co-operation and in accordance with the organization and resources of each State, of the economic, social and cultural rights indispensable for his dignity and the free development of his personality.

Article 23.

(1) Everyone has the right to work, to free choice of employment, to just and favourable conditions of work and to protection against unemployment.

(2) Everyone, without any discrimination, has the right to equal pay for equal work.

(3) Everyone who works has the right to just and favourable remuneration ensuring for himself and his family an existence worthy of human dignity, and supplemented, if necessary, by other means of social protection.

(4) Everyone has the right to form and to join trade unions for the protection of his interests.

Article 24.

Everyone has the right to rest and leisure, including reasonable limitation of working hours and periodic holidays with pay.

Article 25.

(1) Everyone has the right to a standard of living adequate for the health and well-being of himself and of his family, including food,

clothing, housing and medical care and necessary social services, and the right to security in the event of unemployment, sickness, disability, widowhood, old age or other lack of livelihood in circumstances beyond his control.

(2) Motherhood and childhood are entitled to special care and assistance. All children, whether born in or out of wedlock, shall enjoy the same social protection.

Article 26.

(1) Everyone has the right to education. Education shall be free, at least in the elementary and fundamental stages. Elementary education shall be compulsory. Technical and professional education shall be made generally available and higher education shall be equally accessible to all on the basis of merit.

(2) Education shall be directed to the full development of the human personality and to the strengthening of respect for human rights and fundamental freedoms. It shall promote understanding, tolerance and friendship among all nations, racial or religious groups, and shall further the activities of the United Nations for the maintenance of peace.

(3) Parents have a prior right to choose the kind of education that shall be given to their children.

Article 27.

(1) Everyone has the right freely to participate in the cultural life of the community, to enjoy the arts and to share in scientific advancement and its benefits.

(2) Everyone has the right to the protection of the moral and material interests resulting from any scientific, literary or artistic production of which he is the author.

Article 28.

Everyone is entitled to a social and international order in which the rights and freedoms set forth in this Declaration can be fully realised.

Article 29.

(1) Everyone has duties to the community in which alone the free and full development of his personality is possible.

(2) In the exercise of his rights and freedoms, everyone shall be subject only to such limitations as are determined by law solely for the purpose of securing due recognition and respect for the rights and freedoms of others and of meeting the just requirements of morality, public order and the general welfare in a democratic society.

(3) These rights and freedoms may in no case be exercised contrary to the purposes and principles of the United Nations.

Article 30.

Nothing in this Declaration may be interpreted as implying for any State, group or person any right to engage in any activity or to perform any act aimed at the destruction of any of the rights and freedoms set forth herein.

List of References

- "A Meal and a Chance to Learn." *The Washington Post*, 27 April 2005. [http://www.washingtonpost.com/wp-yn/content/article/2005/04/27/AR2005042701927.html]
- Abu-Zayd, Gehan. "In Search of Political Power - Women in Parliament in Egypt, Jordan and Lebanon." *Women in Parliament: Beyond Numbers*. International IDEA, Stockholm. [http://archive.idea.int/women/parl/studies1a.htm].
- Afrobarometer. 2007. Round 4 Survey Manual. The Afrobarometer Network. [http://polisci.msu.edu/afronov25/questionnaires/R4surveymanual_4feb08_FINAL.pdf]
- Alexander, Nancy and Tim Kessler. 2006. *The Roles of the US Government and World Bank in the Drive to Privatise Basic Services in Developing Countries*, Bank Information Center, IFI Info Brief, No.4 July 2006.
- Amelga, Misgana. 2003. Identifying Gender Issues Using the Beneficiary Assessment Approach: A Guide for Practitioners. World Bank, Washington, DC.
- Asian Development Bank (ADB). 2007. *Nepal: Promoting Pro-Poor and Gender Responsive Service Delivery Project*. [http://www.adb.org/Documents/Reports/Consultant/38059-NEP/38059-NEP-TACR.pdf]
- Asian Development Bank (ADB). 2003. Nepal Secondary Education Support Project - Loan 1917, 20 Sep. [http://www.adb.org/Gender/loans/nep.asp]
- Arndt, Christiane and Charles Oman. 2006. *Uses and Abuses of Governance Indicators*. Development Centre Studies, OECD, Paris.
- Australian Bureau of Statistics. 2006. *How Australians Use Their Time, 2006*. Publication 4153.0. [http://unstats.un.org/unsd/methods/timeuse/tusresource.htm]
- Bastick, Megan and Kristin Valasek (eds). 2008. "Gender & Security Sector Reform Toolkit." *The Gender and Security Sector Reform Toolkit Series*. DCAF, OSCE/ODIHR, UN-INSTRAW, Geneva.
- Beck, Tony. 1999. *Gender Sensitive Indicators: A Reference Manual for Governments and Other Stakeholders*. [http://www.thecommonwealth.org/shared_asp_files/uploadedfiles/%7BD30AA2D0-B43E-405A-B2F0-BD270BCEFB3%7D_ugsi_ref.pdf]
- Buvinic, Mayra, Andrew R. Morrison, A. Waafas Ofosu-Amaah and Mirja Sjoblom (eds). 2008. *Equality for Women: Where Do We Stand on Millennium Development Goal 3?* The International Bank for Reconstruction and Development, Washington, DC.
- Carter, Danielle. 2007. *Data Codebook, Round 3 Afrobarometer Survey in South Africa*. Michigan State University, Michigan.
- Cockroft, Anne and others. 2005. "Social Audit of Governance and Delivery of Public Services." National Report Pakistan 2004/05, Project Report, CIET, Islamabad.
- Development as Accountability. *Accountability Innovators in Action* http://www.accountability21.net
- Diprose, Rachael. 2008. "Safety and Security: A Proposal for Internationally Comparable Indicators of Violence." OPHI Working Paper Series. University of Oxford, Oxford.
- Gender Action. 2006. "Why Gender Action No Longer Engages in PRSPs." Washington, DC. [http://www.genderaction.org/engendering.html]
- Glick, Peter, Rumki Saha and Stephen D. Younger. 2004. *Integrating Gender into Benefit Incidence and Demand Analysis*. Cornell University Food and Nutrition Policy Program, Ithaca.
- Guidelines for conducting the Urban Governance Index. Mongolia. [http://www.un-mongolia.mn/web/publications3.html]
- Ibrahim, Solava and Sabina Alkire. 2007. "Agency & Empowerment: A Proposal for Internationally Comparable Indicators." OPHI Working Paper Series. University of Oxford, Oxford.
- IMF (International Monetary Fund). 2003. "Nepal: Poverty Reduction Strategy Paper." IMF Country Report No. 03/305. Washington, DC. [http://www.imf.org/external/pubs/ft/scr/2003/cr03305.pdf]
- Jones, Nicola, Rebecca Holmes and Jessica Espey. 2008. "Gender and the MDGs: A Gender Lens is Vital for Pro-poor Results." Briefing Paper 42, Overseas Development Institute (ODI), London.
- Kaufmann, Daniel. 2004. "Human Rights and Development: Towards Mutual Reinforcement." December 2004 revised draft of a paper prepared for a conference co-sponsored by the Ethical Globalization Initiative and the NYU Center for Human Rights and Global Justice. [http://www.worldbank.org/wbi/governance/pdf/humanrights.pdf]
- Kes, Aslihan and Hema Swaminathan. 2005. *Gender and Time Poverty in Sub-Saharan Africa*. International Center for Research on Women (ICRW), Washington, D.C. and Levy Institute, Annandale on Hudson. [http://www.levy.org/undp-levy-conference/powerpoint/Session6_Kes.pdf]
- Logan, Carolyn, Tetsuya Fujiwara and Virginia Parish. 2006. "Citizens and the State in Africa: New Results from Afrobarometer Round 3." Working Paper No. 61. *A Compendium of Public Opinion Findings from 18 African Countries, 2005-2006*. Afrobarometer Network, Cape Town, Accra and Michigan.
- MacPherson, Eleanor. 2008. "Invisible Agents: Women in Service Delivery Reforms." IDS Bulletin, Volume 38(6): 38-46. University of Sussex, Brighton.
- Mouzos, Jenny and Toni Makkai. 2004. "Women's Experiences of Male Violence." Findings from the Australian Component of the International Violence against Women Survey (IVAWS). Research and Public Policy Series, no. 56. Australian Institute of Criminology, Canberra.
- Nepal Secondary Education Support Project - Loan 1917, 20 Sep 2003. [http://www.adb.org/Gender/loans/nep.asp]
- Nankhuni, Flora. 2004. "Environmental Degradation, Resource Scarcity and Children's Welfare in Malawi: School Attendance, School Progress, and Children's Health." *Agricultural Economics and Demography*. The Pennsylvania State University, University Park.
- OECD (Organization for Economic Co-operation and Development). 2008. *Donor Approaches to Governance Assessments: Sourcebook*. Final draft, June 2008. OECD/DAC Network on Governance, Paris.
- OECD (Organization for Economic Co-operation and Development). 2001. *Local Partnerships for Better Governance*. OECD, Paris.
- OECD (Organization for Economic Co-operation and Development). 2004. *New Forms of Governance for Economic Development*. OECD, Paris.
- Pact and The Impact Alliance. 2006. *Local Governance Barometer. Implementation Process Handbook*. Version 2.0. Washington, DC. [http://www.pactworld.org/galleries/resource-center/local_gov_barometer_handbook.pdf]
- Panggabean, Adrian T. P. 2006. "Expanding Access to Basic Services in Asia And The Pacific Region: Public-Private Partnerships For Poverty Reduction." ERD Working Paper No. 87. ADB Expanding Access to Basic Services in Asia and the Pacific Region: Public-Private Partnerships for Poverty Reduction. Asian Development Bank, Manila.
- Parsons, Jim, Monica Thornton, Hyo Eun (April) Bang, Ben Estep, Kaya Williams, and Neil Weiner. 2008. *Developing Indicators to Measure the Rule of Law: A Global Approach*. Vera Institute of Justice, New York.
- Paul, Samuel and Gopakumar K. Thampi. 2004. *Citizen Report Cards Score in India*. Development Outreach, March 2004, World Bank, Washington, DC.
- Raes, Florence. 2005. *What Can We Expect From Gender Sensitive Budgets? Strategies in Brazil and in Chile in a Comparative Perspective*. [http://www.gender-budgets.org/]
- Republic of Burundi, 2008. *Etude Diagnostique sur la Gouvernance et la Corruption au Burundi Rapport D'Enquête au Burundi*. Bujumbura, Mai 2008. [http://siteresources.worldbank.org/EXTWBIGOV-ANTCOR/Resources/GACSurvey.pdf]
- Robinson, Mark and Vinod Vyasulu. 2006. "Democratizing the Budget: Fundar's Budget Analysis and Advocacy Initiatives in Mexico." *Lessons from Civil Society Budget Analysis and Advocacy Initiatives*. [http://www.internationalbudget.org/Mexico-Fundar.pdf]
- Samman, Emma. 2007. "Psychological and Subjective Well-being: A Proposal for Internationally Comparable Indicators." OPHI Working Paper Series. University of Oxford, Oxford.
- Selormey, Edem, Joseph Asunka and Daniel Armah-Attoh. 2005. *Summary of Results Round 3 Afrobarometer Survey in Ghana*. A Comparative Series on National Public Attitude Surveys on Democracy, Markets and Civil Society in Africa. Afrobarometer Network, Cape Town, Accra and Michigan. [http://www.afrobarometer.org/Summary%20of%20Results/Round%203/gha-R3SOR-231jan07-final.pdf]
- Seppänen, Maaria and Pekka Virtanen. 2008. *Corruption, Poverty and Gender, With Case Studies of Nicaragua and Tanzania*. Ministry for Foreign Affairs of Finland, Helsinki. [http://forin.finland.fi/public/default.aspx?contentid=130591&nodeid=15458&contentlan=2&culture=en-US]
- Sustainable Society Foundation*. 2008. Sustainable Society Index 2008. [www.sustainablesocietyindex.com]
- Thampi, Gopakumar K. (Unpublished). *PSDA on Drinking Water and Education, A Pilot Citizen Report Card in Zanzibar, Tanzania*. Power Point presentation. [http://siteresources.worldbank.org/INTPCENG/1143141-1116501474243/20507530/Zanzibar%5B1%5D.ppt]
- Transparency International. 2007. *Report on the Transparency International Global Corruption Barometer 2007*. Policy and Research Department, Transparency International – International Secretariat, Berlin.
- UN (United Nations). 2008. Millennium Development Goals Report 2008. UN, New York.

- United Nations Department of Economic and Social Affairs. 2008. "Principles and Recommendations for Population and Housing Censuses Revision 2." Statistical papers Series M No. 67/Rev.2. Statistics Division, New York.
- UNDP (United Nations Development Program). 2008. *Innovative Approaches to Promoting Women's Economic Empowerment*. UNDP, New York.
- UNDP (United Nations Development Program). 2008. "Tackling Corruption, Transforming Lives: Accelerating Human Development in Asia and the Pacific." *Asia-Pacific Human Development Report 2008*. UNDP Regional Centre, Colombo. [http://www.undprcc.lk/ext/crhdr/crhd_report/RHDR_Full%20Report_Tackling_Corruption_Transforming_Lives.pdf]
- UNDP (United Nations Development Program) and China Institute for Reform and Development. 2008. China Human Development Report 2007/08. *Access for All: Basic Public Services for 1.3 billion People*. Beijing.
- UNDP (United Nations Development Program) and Global Integrity. 2008. *A Users' Guide to Measuring Corruption*. Oslo Governance Centre, Oslo.
- UNDP (United Nations Development Program) and the IDL Group. 2008. "Accountability and Voice for Service Delivery at the Local Level." Background paper for the UNDP regional training event *Developing Capacities for Accountability and Voice*. Bratislava Regional Centre and Oslo Governance Centre. [<http://www.undp.org/oslocentre/events/sofia.html>]
- UNDP (United Nations Development Program). (Forthcoming). *A User's Guide to Measuring Public Administration Reform*. Oslo Governance Centre, Oslo.
- UNDP (United Nations Development Program). 2006. *Measuring Democratic Governance: A Framework for Selecting Pro-poor and Gender Sensitive Indicators*. Oslo Governance Centre, Oslo.
- UNDP (United Nations Development Program). 2006. *Governance Indicators: A Users' Guide*. 2nd edition. Oslo Governance Centre, Oslo.
- UNICEF (United Nations Children's Fund) and PLAN. 2003. "A Child's First Right." Third Asia Regional Conference on Birth Registration. Bangkok. [<http://www.plan-international.org/ubr/>]
- UNIFEM (United Nations Development Fund for Women). 2008. "Who Answers to Women? Gender & Accountability, Part II MDGs and Gender." *Progress of the World's Women 2008/2009*. New York.
- UNIFEM (United Nations Development Fund for Women). (Unpublished). *Engendering the Nepal National Population and Housing Census 2001*. Asia-Pacific Regional Programme on Engendering Economic Governance. Prepared from materials provided by Ms. Shavitri Singh. Revised April 2004.
- UNIFEM (United Nations Development Fund for Women). *Frequently Asked Questions about Gender Budgets: Examples Worldwide*. [http://www.unifem.org/gender_issues/women_poverty_economics/gender_budgets_3.php]
- UN-Habitat (United Nations Human Settlements Program). *Urban Governance Index (UGI), A Tool to Measure Progress in Achieving Good Urban Governance*. [http://www.unhabitat.org/downloads/docs/2232_80907_UGIndex.doc]
- Valasek, Kristin. 2008. "Security Sector Reform and Gender." *Gender and Security Sector Reform Toolkit*. Eds. Megan Bastick and Kristin Valasek. DCAF, OSCE/ODIHR, UN-INSTRAW, Geneva.
- Valasek, Kristin. (Forthcoming). "Gender and Democratic Security Governance." *Handbook for Civil Society Organizations on Public Oversight of the Security Sector*. Caparini, Cole, Kinzelbach, eds. UNDP, DCAF, Bratislava.
- Valdés, Teresa, Ana María Muñoz, Alina Donoso. 2005. 1995-2003: *Have women progressed? Latin American index of fulfilled commitment*. UNIFEM, New York and Facultad Latinoamericana de Ciencias Sociales (FLACSO), Santiago de Chile.
- Vera Institute of Justice. 2003. *Measuring Progress toward Safety and Justice: A Global Guide to the Design of Performance Indicators across the Justice Sector*. New York. [http://www.vera.org/publication_pdf/207_404.pdf]
- World Bank. 2007. "The Gender Dimensions." *World Development Report 2008*. Agriculture for Development. The World Bank, Washington, D.C.
- World Bank. 2006. "Governance and Gender Equality." Gender and Development Briefing Notes, Gender and Development Group. [http://siteresources.worldbank.org/INTGENDER/Resources/governance_briefing.pdf]
- Zavaleta, Diego. 2007. "The Ability to Go About Without Shame: A Proposal for Internationally Comparable Indicators." OPHI Working Paper Series. University of Oxford, Oxford.



United Nations Development Programme

UNDP Oslo Governance Centre

Borggata 2B

N-0650 Oslo, Norway

www.undp.org/oslocentre